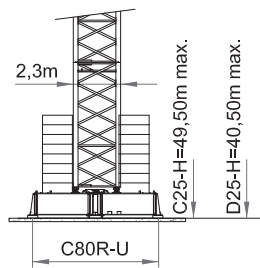
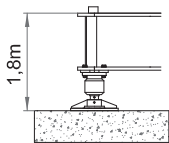


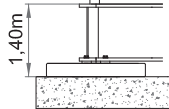
D



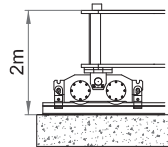
B



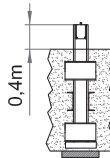
A(i)



B



C(i)



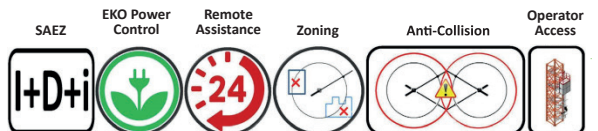
D

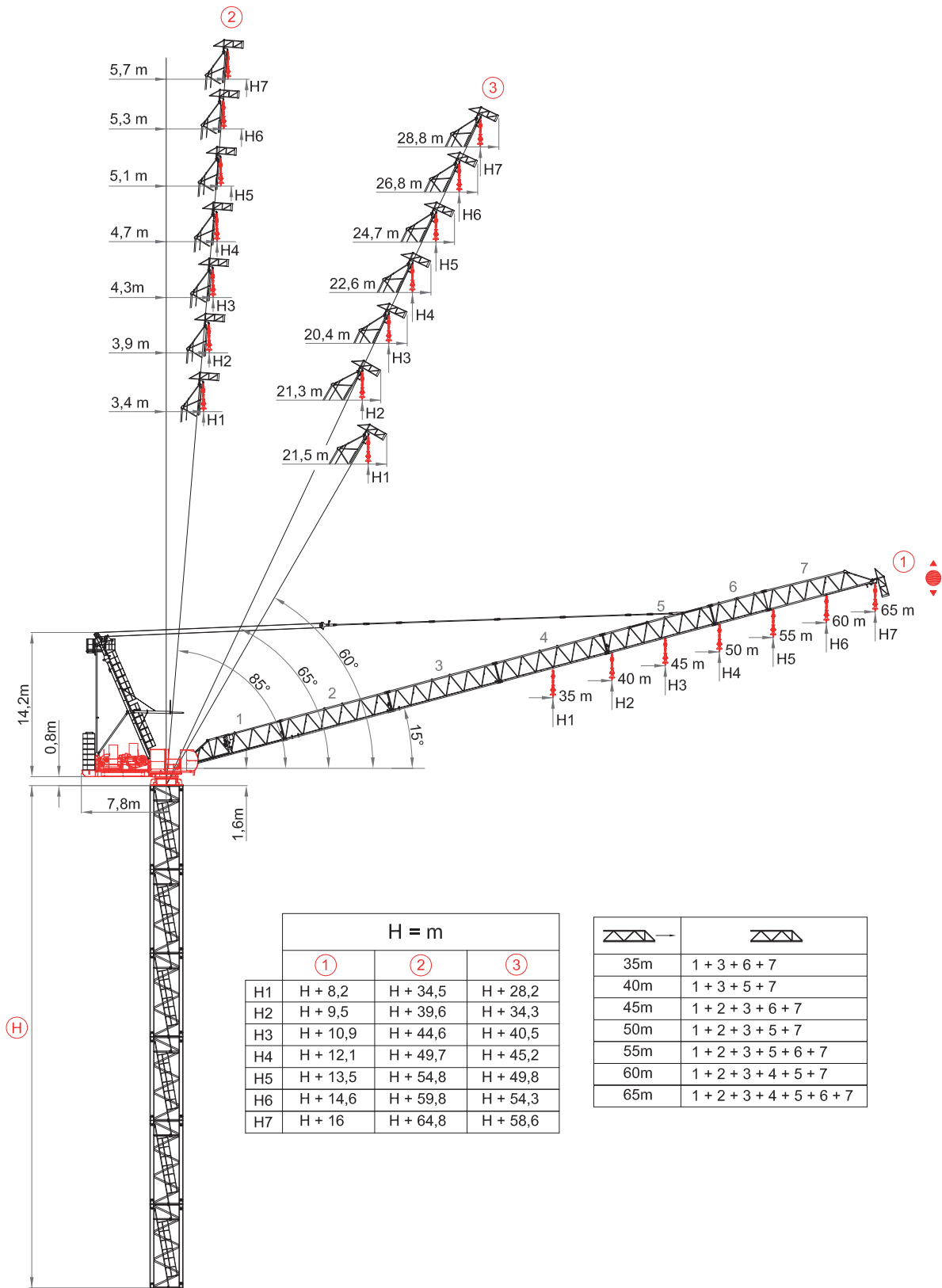
(i) Consultarnos - Consultateci - Consult us - Nous consulter - Auf anfrage - советоватьсЯ



DIN/FEM 


EN 14439-FEM 1005- C25/D25







- ① Pluma maxima - Portée maxi - Sbraccio massimo - Maximum jib - Max. Ausleger
- ② Pluma min. en servicio - Portée min. in service - Minimum jib (in service) - Sbraccio min. in servizio - Mindest. Ausleger in Betrieb
- ③ Pluma min. fuera de servicio - Portée min. hors service - Minimum jib (out of service) - Sbraccio min. fuori servizio - Mindest. Ausleger ausser Betrieb
- Ⓜ Altura torre - Hauteur mat - Tower height - Altezza torre - Turmhöhe

Curvas de cargas - Load diagrams - Lastkurven - Courbes de charges - Curve di carico - График грузоподъёмности


65 m



10	15	20	25	30	35	39,2	41,5	45	50	55	60	65	m
12000	12000	12000	12000	12000	12000	12000	11300	9500	8100	6600	5500	4500	Kg





60 m



10	15	20	25	30	31	35	40,5	46	49,6	55	60	m
12000	12000	12000	12000	12000	12000	12000	12000	9900	8800	7100	6000	Kg






55 m



10	15	20	25	30	35	40	42,5	45	50	55	m
12000	12000	12000	12000	12000	12000	12000	12000	11000	9100	7700	Kg
10	15	20	25	30	31,3	35	40	45	50	55	m
18000	18000	18000	18000	18000	18000	15600	12950	10800	8900	7500	Kg




50 m



10	15	20	25	30	35	40	42,9	45	50	m
12000	12000	12000	12000	12000	12000	12000	12000	11000	9300	Kg
10	15	20	23	25	30,4	35	40	45	50	m
18000	18000	18000	18000	18000	18000	15500	13000	10800	9100	Kg
10	15	20	24,7	25	30	35	40	45	50	m
24000	24000	24000	24000	23200	18900	15100	12600	10400	8700	Kg




45 m



10	15	20	25	30	32	35	40,8	45	m
12000	12000	12000	12000	12000	12000	12000	12000	10300	Kg
10	15	20	22	29,1	30	35	40	45	m
18000	18000	18000	18000	18000	17950	14900	11900	10100	Kg
10	15	20	24,1	25	30	35	40	45	m
24000	24000	24000	24000	23000	17500	14500	11500	9700	Kg




40 m


10	15	20	25	30	32	35	40	m
12000	12000	12000	12000	12000	12000	12000	12000	Kg
10	15	20	25	27	30	35,5	40	m
18000	18000	18000	18000	18000	18000	14600	12100	Kg
10	15	20	23	25	30	35,5	40	m
24000	24000	24000	24000	22250	17800	14200	11700	Kg









35 m


10	15	18	25	30	33	35	m
12000	12000	12000	12000	12000	12000	12000	Kg
10	15	20	23	25	32,5	35	m
18000	18000	18000	18000	18000	18000	15200	Kg
10	15	20	24,1	25	30	35	m
24000	24000	24000	24000	23100	18300	14800	Kg













Bloque de contrapeso - Counterweight blocks - Gegengewichtsblöcke - Bloc de contrepoid - Blocco di contrappeso - Плиты противовеса

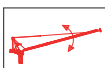





	65 m	60 m	55 m	50 m
	A	A	A	A
	7	7	7	7
	42700 Kg	42700 Kg	42700 Kg	42700 Kg

	45 m	40 m	35 m
	A	A	A
	7	6	6
	42700 Kg	36600Kg	36600 Kg

Mecanismos - Mechanisms - Antriebe - Mécanismes - Meccanismi - Приводы



126 Hp (93Kw)-INV LEBUS 900 m							
		☐ HBG 450m Ø20			☐ HBG 300m Ø20		
	m/min	0-40	0-72	0-160	0-27	0-48	0-107
	Kg	12000	4500	1750	18000	6750	2625
	Kw	93	93	93	93	93	93
							
		☐ HBG 225m Ø20					
		0-20	0-36	0-80			
		24000	9000	3500			
		93	93	93			






126 Hp (93Kw)-INV LEBUS 1060 m							
		☐ HBG 530m Ø20			☐ HBG 350m Ø20		
	m/min	0-40	0-72	0-144	0-27	0-48	0-96
	Kg	12000	4500	1750	18000	6750	2625
	Kw	93	93	93	93	93	93
							
		☐ HBG 265m Ø20					
		0-20	0-36	0-72			
		24000	9000	3500			
		93	93	93			

		 -  - 
		2 min. de 15° a 85° 2 minutes from 15° to 85°
	Kw	93
	r.p.m.	0-0,72
	Kw	2 x 21
	m/min	(i)
	Kw	(i)

(i) Consultarnos-Consultateci-Consult us-Nous consulter-Auf anfrage- советоваться

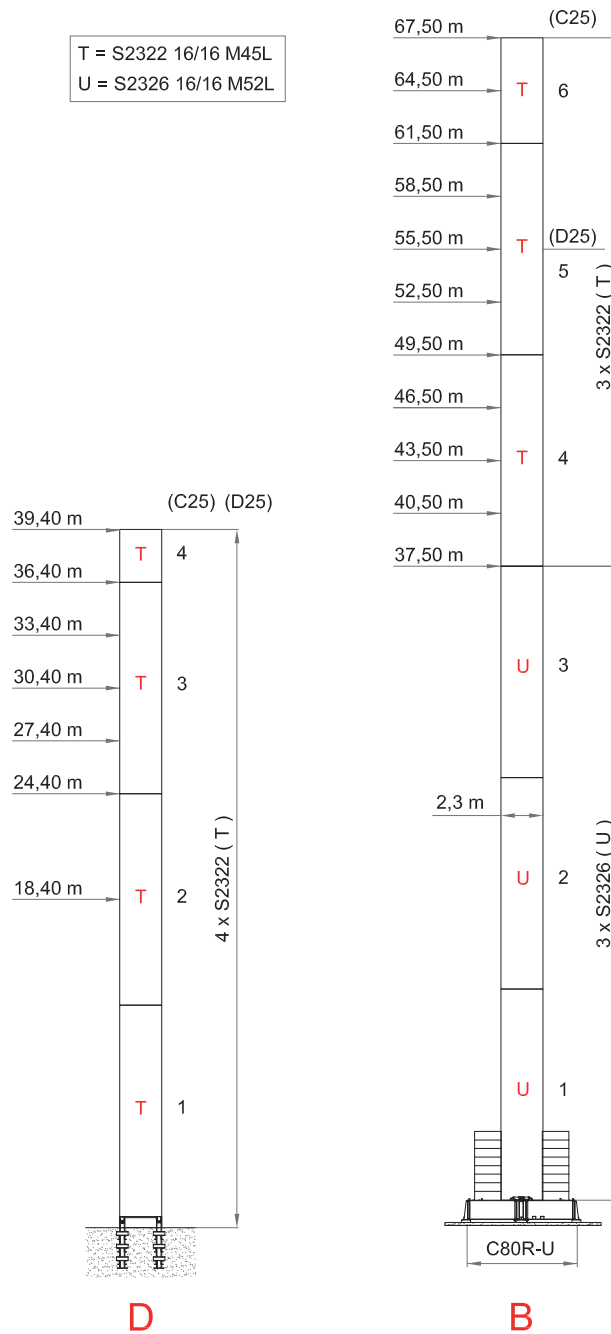
126Hp (93Kw) - INV

		400 V 50 Hz Imax.= 433 A Fuse= 500 A	TOTAL POWER	GENERATOR	100m	150m	200m
2000/14/CEE 2005/88/CEE	2006/95 /CEE	* 480 V 60 Hz Imax.= 361 A Fuse = 400 A	278 KVA	450 KVA	6PX120+GND	6PX120+GND	6PX120+GND

-  Elevación / Hoisting / Heben / Levage / Sollevamento
-  Elevación de pluma / Luffing / Ausleger-Einziehen / Releage / Brandeggio
-  Orientación / Slewing / Schwenken / Orientation / Rotazione
-  Traslacion / Travelling / Schienenfahren / Translation / Traslazione
-  Cable / Rope / Seil / Câble / Fune

FEM 1005-C25-D25 / EN 14439 - Mástil - Masts - Maste - Mat - Torre - Комплектация башни

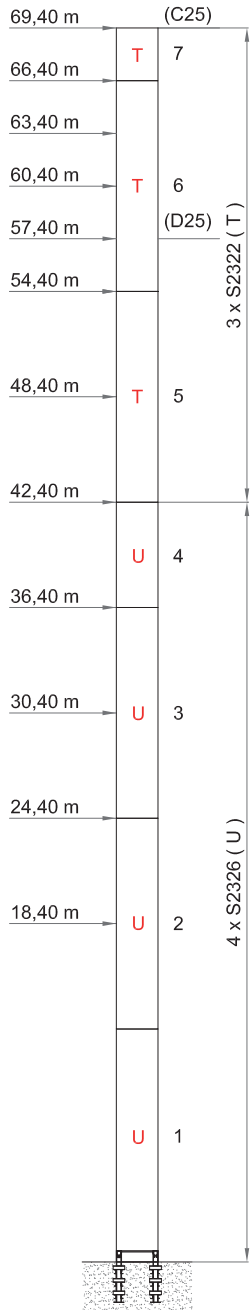
T = S2322 16/16 M45L
U = S2326 16/16 M52L



max. H(m)	max. H(m)	
	FEM 1005 C25	FEM 1005 D25
35	39,40	39,40
40	36,40	36,40
45	33,40	33,40
50	30,40	30,40
55	30,40	27,40
60	27,40	27,40
65	27,40	24,40

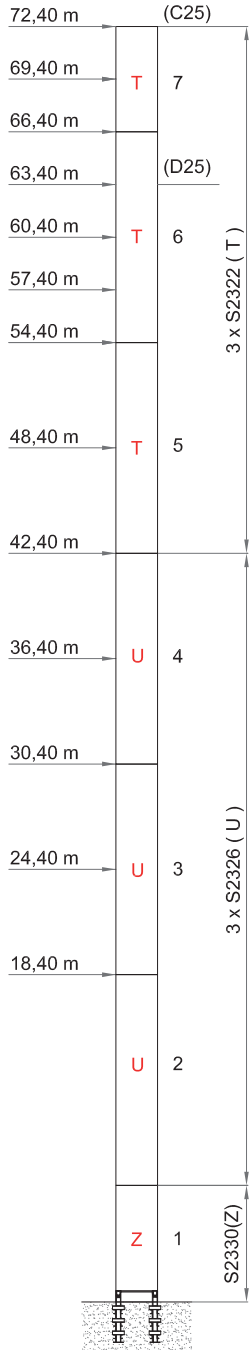
max. H(m)	max. H(m)	
	FEM 1005 C25	FEM 1005 D25
35	67,50	55,50
40	64,50	52,50
45	61,50	52,50
50	58,50	49,50
55	55,50	46,50
60	52,50	43,50
65	49,50	40,50

T = S2322 16/16 M45L
 U = S2326 16/16 M52L
 Z = S2330 16/24 M52L
 ZR = S2330R 24/24 M52L



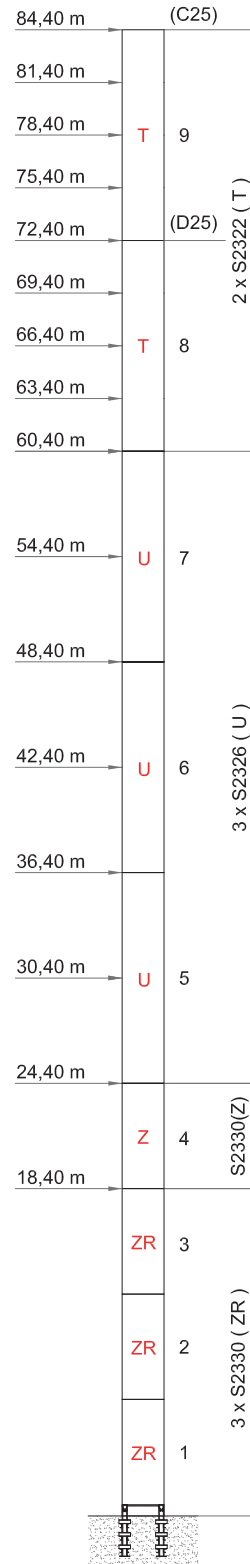
D

max. H(m)	max. H(m)	
	FEM 1005 C25	FEM 1005 D25
35	69,40	57,40
40	66,40	54,40
45	63,40	54,40
50	60,40	51,40
55	57,40	48,40
60	54,40	45,40
65	51,40	42,40



D

max. H(m)	max. H(m)	
	FEM 1005 C25	FEM 1005 D25
35	72,40	63,40
40	69,40	60,40
45	69,40	57,40
50	66,40	54,40
55	63,40	51,40
60	60,40	51,40
65	57,40	48,40



D

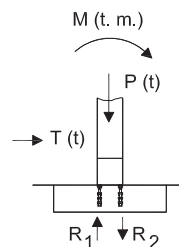
max. H(m)	max. H(m)	
	FEM 1005 C25	FEM 1005 D25
35	84,40	72,40
40	81,40	69,40
45	78,40	66,40
50	75,40	63,40
55	72,40	60,40
60	69,40	57,40
65	66,40	54,40

S2322 "T"	C25	JIB (m)	65	60	55	50	45	40	35
		TH (m)	27,40	27,40	30,40	30,40	33,40	36,4	39,4
M (T·m)	717	717	770,7	770,7	748	742,8	768,6		
T (t)	4,96	4,96	5,11	5,11	12,49	5,22	5,17		
P (t)	137,91	137,91	146,23	146,23	119,65	149,45	151,34		
R ₁ (t)	212,8	212,8	229,2	229,2	228,1	218,8	227,2		
R ₂ (t)	-281,7	-281,7	-302,4	-302,4	-287,9	-293,5	-302,9		
S2322 "T"	D25	JIB (m)	65	60	55	50	45	40	35
		TH (m)	24,40	27,40	27,40	30,40	33,40	36,4	39,4
		M (T·m)	696,9	703,8	703,8	780,1	748	742,8	768,6
		T (t)	4,79	4,72	4,72	5,22	12,49	5,22	5,17
		P (t)	135,28	136,96	136,96	153,02	119,65	149,45	151,34
		R ₁ (t)	206,5	208,5	208,5	230,8	228,1	218,8	227,2
		R ₂ (t)	-274,2	-276,9	-276,9	-307,3	-287,9	-293,5	-302,9

S2326 "U"	C25	JIB (m)	65	60	55	50	45	40	35
		TH (m)	51,4	54,4	57,40	60,4	63,4	66,4	69,4
M (T·m)	1317,4	1312,2	1318,3	1260,9	1345,9	1381,2	1387,2		
T (t)	27,08	27,39	27,80	18,04	28,6	28,74	28,90		
P (t)	142,70	144,3	147,5	149,5	152,5	147,4	150,5		
R ₁ (t)	418,7	416,5	417,8	397,5	426,1	439,5	440,8		
R ₂ (t)	-419	-488,7	-491,6	-472,2	-502,3	-513,2	-516,1		
S2326 "U"	D25	JIB (m)	65	60	55	50	45	40	35
		TH (m)	42,4	45,4	48,40	51,4	54,4	54,4	57,4
		M (T·m)	1351,9	1350,4	1356,5	1376,4	1388,5	1388,5	1293,1
		T (t)	31,18	31,6	31,86	32,52	32,89	32,89	31,77
		P (t)	133,9	135,5	137,4	140,7	142,4	142,4	136,6
		R ₁ (t)	432,8	431,9	433,5	439,5	443,3	443,3	411,8
		R ₂ (t)	-499,7	-499,6	-502,2	-509,9	-514,5	-514,5	-480,1

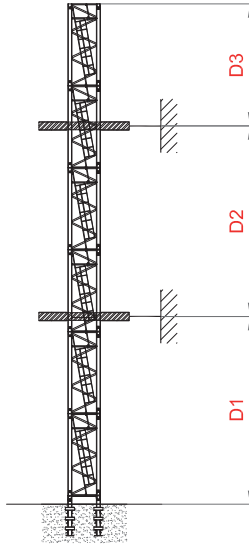
S2330 "Z"	C25	JIB (m)	65	60	55	50	45	40	35
		TH (m)	57,4	60,4	63,4	66,40	69,40	69,40	72,40
M (T·m)	1551,5	1548,8	1558,9	1467,5	1594,9	1594,9	1499,2		
T (t)	29,26	29,56	29,98	29,81	30,77	30,77	29,85		
P (t)	149,1	150,7	153,9	156,4	158,9	158,9	153,1		
R ₁ (t)	497,8	496,5	499,2	467	510,4	510,4	478,8		
R ₂ (t)	-572,4	-571,9	-576,1	-545,2	-589,8	-589,8	-555,4		
S2330 "Z"	D25	JIB (m)	65	60	55	50	45	40	35
		TH (m)	48,4	51,4	51,4	54,40	57,40	60,40	63,40
		M (T·m)	1616,6	1617,7	1617,7	1504,3	1523,3	1562,9	1559,2
		T (t)	33,98	34,39	34,39	33,76	34,42	34,62	34,51
		P (t)	140,3	141,9	141,9	143,3	146,3	141,2	143
		R ₁ (t)	522,5	522,5	522,5	483	488,8	503,7	502
		R ₂ (t)	-592,6	-593,4	-593,4	-554,7	-562	-574,3	-573,5

S2330R "ZR"	C25	JIB (m)	65	60	55	50	45	40	35
		TH (m)	66,4	69,4	72,4	75,4	78,4	81,4	84,4
M (T·m)	1954,1	1955	1962,1	1868,7	2013,1	2067,6	2064,5		
T (t)	32,98	33,27	33,42	33,25	34,22	34,64	34,51		
P (t)	160,5	162,1	164	166,5	169	165,2	167		
R ₁ (t)	633,9	633,8	635,7	602,9	652,1	671,8	670,3		
R ₂ (t)	-714,1	-714,8	-717,7	-686,2	-736,6	-754,4	-753,8		
S2330R "ZR"	D25	JIB (m)	65	60	55	50	45	40	35
		TH (m)	54,4	57,4	60,4	63,4	66,4	69,4	72,4
		M (T·m)	1903,6	1907,4	1917,5	1948,9	1967,8	2020,2	2016,3
		T (t)	36,82	37,21	37,44	38,12	38,47	38,99	38,85
		P (t)	146,6	148,2	150,1	153,4	155,1	151,3	153,1
		R ₁ (t)	619,9	620,8	623,8	633,8	639,9	659	657,2
		R ₂ (t)	-693,2	-694,9	-710,5	-710,5	-717,5	-734,6	-733,7



Proceso de trepado - Climbing - Kletterkrane - Telescopable - Sopralzo idraulico - Процесс наращивания крана

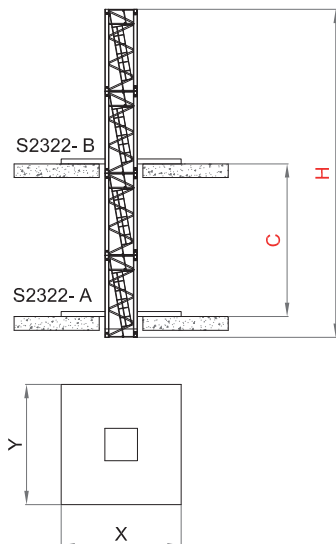
TREPADO EXTERNO / EXTERNAL CLIMBING / GEANKERTER KRAN /
GRUE ANDRÉE / GRU ANCORATA / ВОСХОЖДЕНИЕ ЭКСТЕРНО



"U"
S 23 26

	D1 min/max	D2 min/max	D3 max
35m	36m/42m	24m/30m	24
40m	30m/42m	24m/30m	24
45m	30m/36m	24m/30m	21
50m	30m/36m	24m/30m	21
55m	30m/36m	24m/30m	21
60m	24m/30m	24m/30m	18
65m	24m/30m	24m/30m	18

TREPADO INTERNO / BOTTOM CLIMBING CRANE / KLETTERKRANE IM GEBÄUDE / TÉLESCOPAGE SUR DALLES /
GRU CLIMBING / ВНУТРЕННИЙ ПРОЦЕСС ТЕЛЕСКОПИРОВАНИЯ

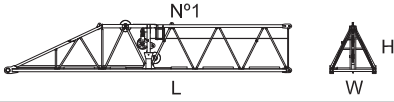
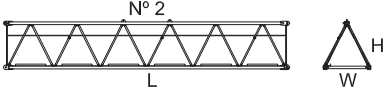
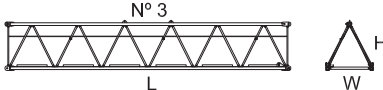
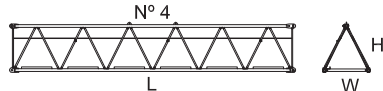
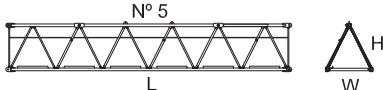
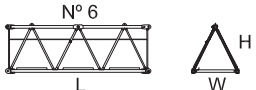
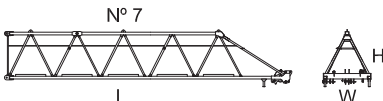
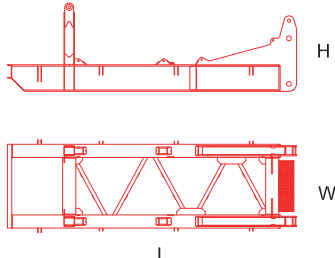


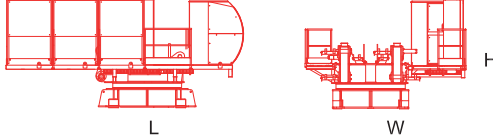
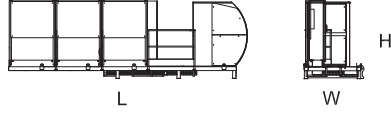
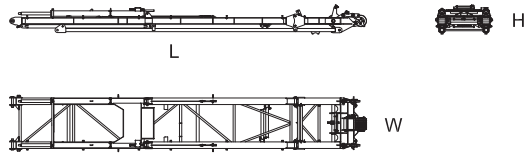

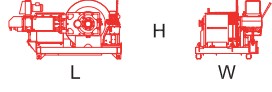
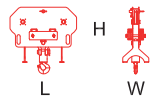

	C (m)	H (m)
35m	13	48
	15	54
	16	54
40m 45m 50m	13	42
	15	48
	16	48
55m 60m	13	36
	15	42
	16	42
65m	13	36
	15	36
	16	36

X (m)	3
Y (m)	2,5

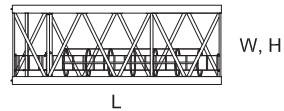
(i) Consultarnos - Consultateci - Consult us - Nous consulter - Auf anfrage- Другие высоты подъема и наращивание крана по запросу

Dimensiones y transporte - dimensions and transport - Abmessungen und Transport - dimensions et des transports - dimensioni e trasporti - Размеры и транспорта

	L(m)	W(m)	H(m)	Peso(Kg)
<p>Pluma tramo primero / Jib heel section / Ausleger-Anlenkstück / Pied de fleche / Settore articolato di braccio / Корневая секция стрелы</p> 	10,4	1,91	1,93	3300
<p>Elemento intermedio de pluma / Intermediate jib section / Ausleger-Zwischenstück / Élément interm. de fleche / Spezzone di braccio / Промежуточная секция стрелы</p> 	10,37	1,90	1,91	1710
<p>Elemento intermedio de pluma / Intermediate jib section / Ausleger-Zwischenstück / Élément interm. de fleche / Spezzone di braccio / Промежуточная секция стрелы</p> 	10,37	1,90	1,91	1660
<p>Elemento intermedio de pluma / Intermediate jib section / Ausleger-Zwischenstück / Élément interm. de fleche / Spezzone di braccio / Промежуточная секция стрелы</p> 	10,37	1,90	1,91	1510
<p>Elemento Intermedio de pluma / Intermediate jib section / Ausleger-Zwischenstück / Élément interm. de fleche / Spezzone di braccio / Промежуточная секция стрелы</p> 	10,37	1,90	1,91	1590
<p>Elemento Intermedio de pluma / Intermediate jib section / Ausleger-Zwischenstück / Élément interm. de fleche / Spezzone di braccio / Промежуточная секция стрелы</p> 	5,27	1,90	1,91	710
<p>Elemento final de pluma / Intermediate jib section / Ausleger-Zwischenstück / Élément interm. de fleche / Spezzone di braccio / Промежуточная секция стрелы</p> 	10,50	1,90	1,91	1520
<p>Contrapluma / Counter-jib / Gegenausleger / Contre-fleche / Controbraccio / Консоль противовеса</p> 	6,55	2,10	2,50	7545

	L(m)	W(m)	H(m)	Peso(Kg)
Unidad de rotacion / Complete slewing unit / Drehbühne / Orientation / Rotazione / Оголовок башни <div style="display: flex; justify-content: space-around; align-items: center; margin-top: 10px;">  </div>	4,60	4,84	3,34	14985
Cabina y soporte / Cabin and platform / Kabine und wartungs / Cabine et support / Cabina e supporto / Кабина с основой <div style="display: flex; justify-content: space-around; align-items: center; margin-top: 10px;">  </div>	7,59	1,82	2,32	3035
Caballete de pluma / Jib gantry / Auslegerabspannbock / Chevalet de haubange de flèche / Tirante braccio / портал стрелы <div style="display: flex; justify-content: space-around; align-items: center; margin-top: 10px;">  </div>	12,9	1,92	1,07	6820
Equipo de elevacion / Hoist winch / Heben / Levage / Sollevamento / подъёмник <div style="display: flex; justify-content: space-around; align-items: center; margin-top: 10px;">  </div>	2,8	2,25	1,61	4050
Equipo de Pluma abatible / Luffing winch / Einziehwerk / Relevage / Brandeggio / Стрелоподъемный механизм <div style="display: flex; justify-content: space-around; align-items: center; margin-top: 10px;">  </div>	2,8	2,21	1,60	4300
Gancho Inferior / Lower Hook / Den unteren Haken / Crochet inférieure/ Gancio inferiore / Нижний крюк <div style="display: flex; justify-content: space-around; align-items: center; margin-top: 10px;">  </div>	1,32	0,52	1,19	649
Gancho Superior / Upper Hook / Oberen Haken / Crochet supérieure / Gancio superiore / Верхний крюк <div style="display: flex; justify-content: space-around; align-items: center; margin-top: 10px;">  </div>	0,60	0,17	0,86	292

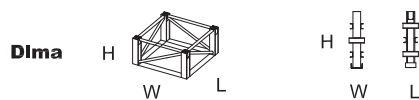
Elemento de torre S23 / Tower section S23 / Turmstück S23 / Élément de mât S23 / Elemento di torre S23 / Башенные секции S23



L(m) W(m) H(m) Peso(Kg)

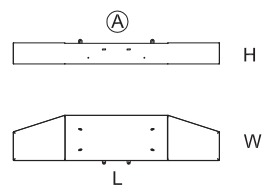
T	3	2,27	2,29	3250
T	6	2,27	2,29	4780
T	12	2,27	2,29	9000
U	3	2,31	2,34	4134
U	6	2,31	2,34	6200
U	12	2,31	2,34	11180
Z	6	2,31	2,34	7825
ZR	6	2,31	2,34	7925

Elemento de empotre / Foundation anchor / Fundamentanker / Pieds de scellement / El anegare / Анкерные крепления



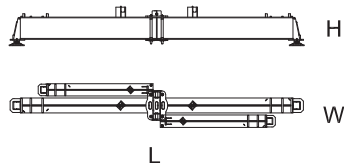
S75R16/22	0,5	0,5	2	1400
S75R16/26	0,5	0,5	2,4	2100
S75R16/30	0,5	0,5	2	2972
S75R24/30	0,5	0,5	2	3600
DIMA	2,31	2,34	0,8	1650

Bloque de contrapeso / Counterweight blocks / Gegengewichtsblöcke / Bloc de contrepoids / Blocco di contrappeso / Плита противовеса




A	5	1,1	0,51	6100
---	---	-----	------	------

Base C80R-U / base C80R-U / Hauptträger für fundamentkreuz C80R-U / Base C80R-U / Base C80R-U



	11,8	2,38	1,40	17200
--	------	------	------	-------

Bloque lastre de base / Base ballast block / Grundballastblöcke / Bloc de lest de base / Blocco di zavorra alla base



A	4,5	0,51	0,9	5000
	5,8	0,4	1,5	8000

Bloque apoyo de base / Base support block / Grundballastblöcke / Bloc de appui de base / Blocco di appoggio alla base

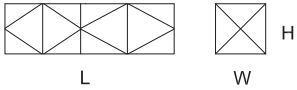
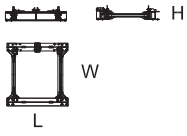
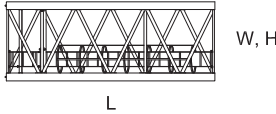
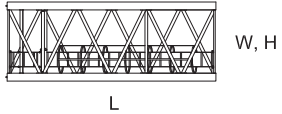


	2	0,5	2	5000
--	---	-----	---	------

Marco trepado externo / Tie-frame / Cadre d'encrage externe / Sopralzo con ancoraggio esterno / внешняя рамка пристежки



	3,52	3,49	0,42	3900
--	------	------	------	------

	L(m)	W(m)	H(m)	Peso(Kg)
<p>Jaula de telescopaje tipo S23 / Climbing cage type S23 / Hydraulikbühne S23 / Cage de telescopage type S23 / Gabbia di montaggio S23 / Монтажная обойма S23</p> <p>Completa / Full / Vollständige / Complete / completa / полный</p> 	11,6	3,2	3,3	13500
<p>Estructura / Steel frame / Struktur / Construction / Struttura / структура</p>				9550
<p>Hidraulico y accesorios / Hydraulic and accessories / Hydraulik-und Zubehör / hydraulique et accessoires / idrauliche ed accessori / Гидравлические и аксессуары</p>				3950
<p>Marco trepado interno S23 / Floor climbing frame S23 / Cadre d'encrage interne S23 / Sopralzo interno S23 / внутренняя рамка пристежки S23</p> 	3,2	2,8	0,6	4720
<p>Hidraulico y accesorios / Hydraulic and accessories / Hydraulik-und Zubehör / hydraulique et accessoires / idrauliche ed accessori / Гидравлические и аксессуары</p>				3081
<p>Tramo trep. A S23 / Tower section A S23 / Turmstück A S23 / Élément de mât A S23 / Elemento di torre a S23 / Башенные секции A S23</p> 	A 6	2,27	2,29	4854
<p>Tramo trep. B S23 / Tower section B S23 / Turmstück B S23 / Élément de mât B S23 / Elemento di torre B S23 / Башенные секции B S23</p> 	B 6	2,27	2,29	4850



40" HC x 14 - HBG 36 mt



x 13 - HBG 36 mt