

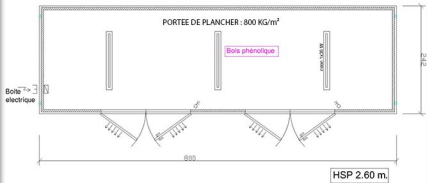
PHENOLIQUE

neon 1x36W

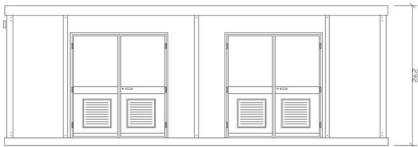
PORTEE DE PLANCHER : 800 KG/m<sup>2</sup>

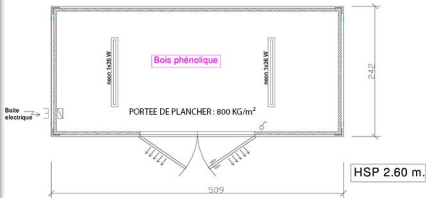
242

309



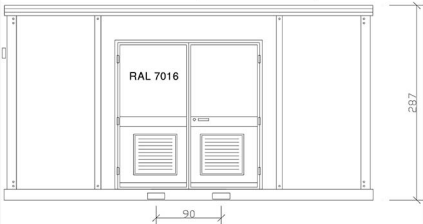
FACE





FACE

OSSATURE RAL 7016



FACE



15

216

247

16

90