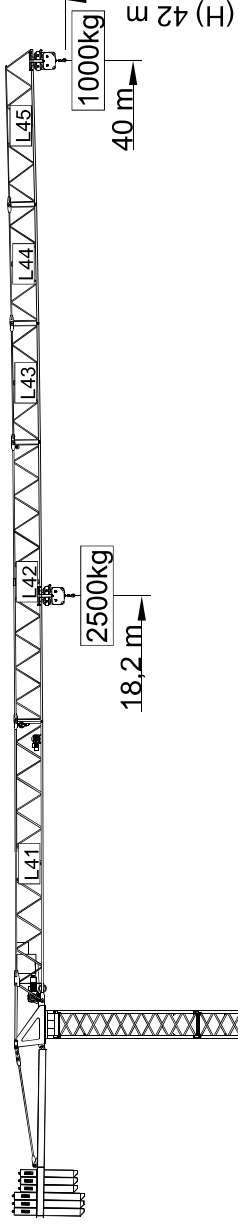


35m - 1.400kg I

30m - 1.600kg II

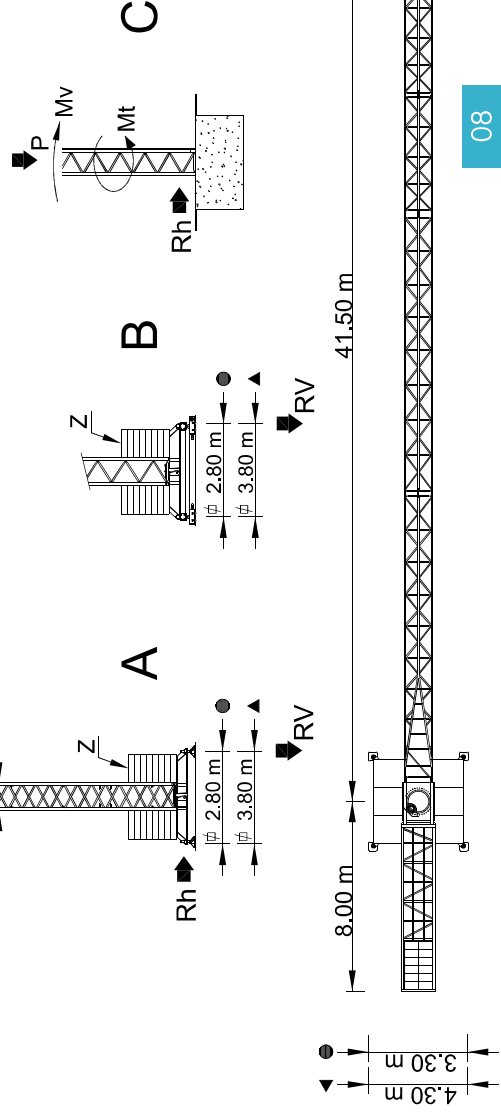
23m - 1.800kg III

18m - 2.000kg IV



Cargas. Lasten. Charges. Cargas. Carichi. Yükleler. Грузоподемность

Kg/m M/KT 2500		m	Kg		
10500 kg 3x2000+3x1500 kg	L41+L42+L43 L44+L45	40m	18,2 m	14	40
9000 kg 3x2000+2x1500 kg	L41+L42+L43+L45	35m	21 m	18	1000
7500 kg 3x2000+1x1500 kg	L41+L42+L45	30m	20,2 m	23	1400
4500 kg 3x1500 kg	L41+L44+L45	23m	17,1 m	18	1600
4500 kg 3x1500 kg	L41+L45	18m	14,7 m	23	1800
				30	2000













# SGT 4010TL

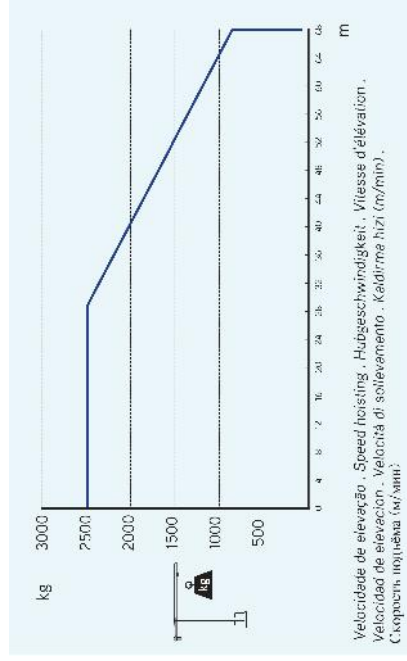
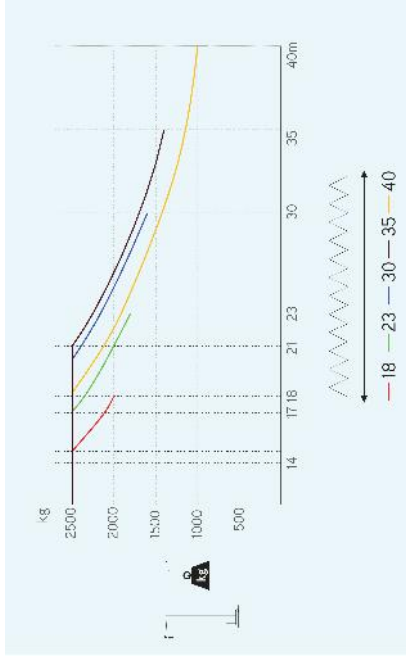
40m - 1.000kg

2.500kg

Ozellikler , XAPAKTEPHTHKH  
 Características , Characteristics , Eigenschaften  
 Caracteristiques , Características , Caractéristiques

	0 a 68 m/min	11 kW	
	0 a 1 r.p.m.	5 daN.m	
	0 a 50 m/min	1,5 kW	
	15 m/min	2x3 kW	
	400 V +- 5% (50/60 Hz)	20 kVA	

\*Opção , Option , Optional , Opzione , Seçenek , Опция



Velocidade de elevação - Speed hoisting - Hubeschwindigkeit - Vitesses d'élévation -  
 Velocidad de elevación - Velocità di sollevamento - Kaldırma hızı (m/dakika) -  
 Скорость подъёма (м/мин)

Elementos , Parts , Teile , Eléments , Elementos , Elementos , Elemento , Паргалар , ЭЛЕМЕНТЫ

	A (mm)	B (mm)	C (mm)	kg	Code
L41	11860	1350	1850	2400	
L42	11820	1160	12*0	820	
L43	5100	1160	1210	260	
L44	5100	1160	1210	230	509 40 0
L45	6800	1160	1210	290	
RS3 RI3	2130	1310	1830	2120	
CL2	7260	1220	500	1370	
CP1	1160	320	2530	3x1500 4500	704 15 03
CP2	1160	330	3140	3x2000 6000	704 20 03
TOTAL					17990
A3	11985	1180	1180	2450	534 12 03
A3	6075	1180	1180	1300	504 06 00
A3	3120	1180	1180	720	504 06 01
A3	3120	1385	1385	810	504 06 03
A3	1200	1160	1160	350	504 06 02
A3	4135	500	635	835	606 00 11
A3	2025	360	635	2x390 780	
TOTAL					1615
A3	5525	500	635	1075	604 00 01
A3	2670	360	635	2x535 1070	
TOTAL					2145