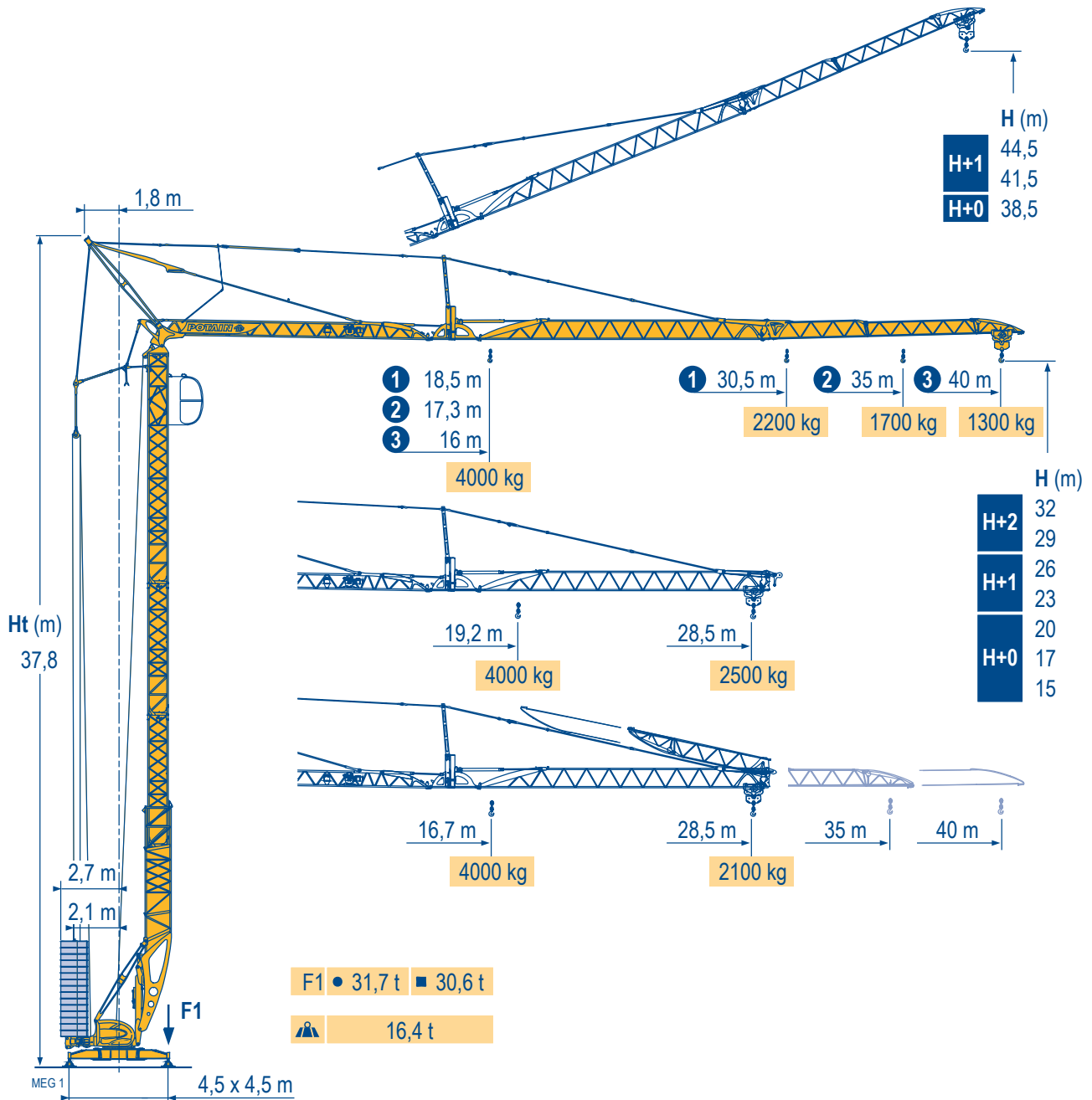



Igo T 70



Courbes de charges	40 m	3,1 ▶	16	18	20	22	24	26	26,2	28	30	32	34	36	38	40	m
Lastkurven			4000	3470	3060	2720	2450	2220	2200	2030	1860	1720	1600	1490	1390	1300	kg
Load diagrams			2200														kg
Curvas de cargas	35 m	3,1 ▶	17,3	18	20	22	24	26	28	28,4	30	32	34	35	m		
Curve di carico			4000	3800	3350	2990	2690	2440	2230	2200	2050	1900	1760	1700	kg		
Curva de cargas			2200												kg		

MEG 1

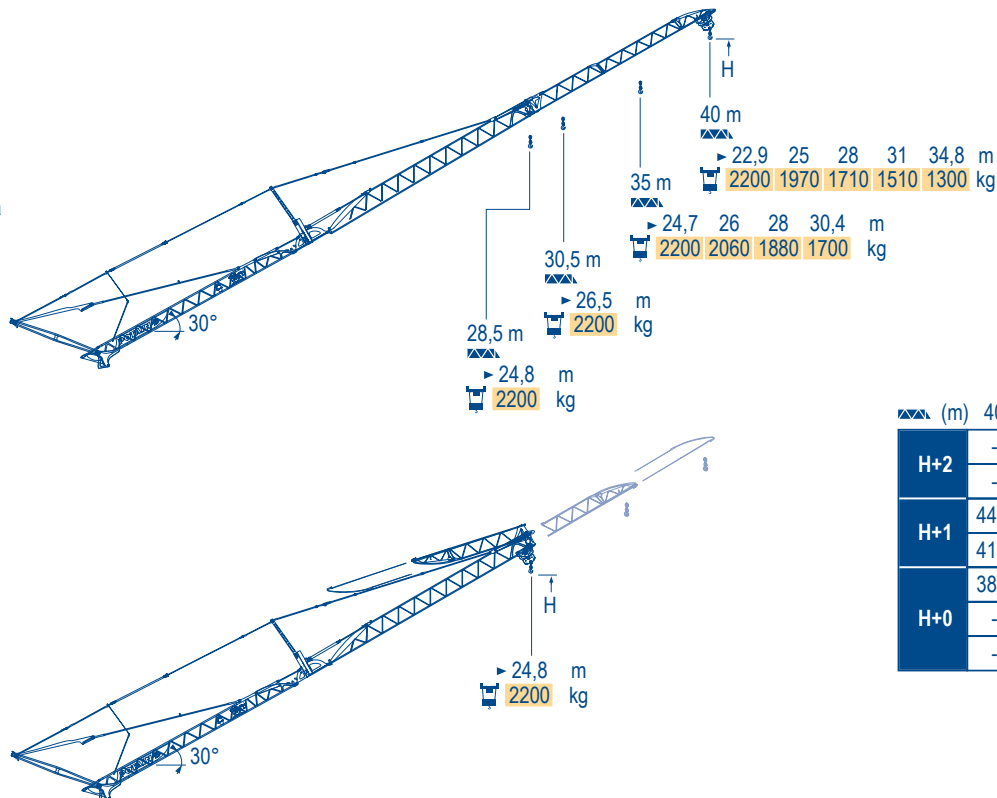
30,5 m	3,1 ▶	18,5	20	22	24	26	28	30	30,5	m
		4000	3650	3250	2930	2670	2440	2240	2200	kg
		2200								kg
28,5 m	3,1 ▶	19,2	20	22	24	26	28	28,5	m	
		4000	3810	3400	3070	2790	2550	2500	kg	
		2200							kg	



28,5 m	3,1 ▶	16,7	18	20	22	24	26	27,4	28	28,5	m
		4000	3660	3220	2870	2590	2350	2200	2150	2100	kg
		2200									kg

Flèche relevée
Ausleger in Steilstellung
Luffing jib
Flecha izada
Braccio impennato
Lança inclinada

MEG 1



(m)	40	35	30,5	28,5
H+2	-	-	45,7	44,7
	-	45	42,7	41,7
H+1	44,5	42	39,7	38,7
	41,5	39	36,7	35,7
H+0	38,5	36	33,7	32,7
	-	-	-	-

Igo T 70

POTAIN



F

Réactions en service
 Réactions hors service
 A vide sans lest (ni train de transport) avec flèche et hauteur maximum.

D

Reaktionskräfte in Betrieb
 Reaktionskräfte außer Betrieb
 Ohne Last, Ballast (und Transportachse), mit Maximalausleger und Maximalhöhe.

GB

Reactions in service
 Reactions out of service
 Without load, ballast (or transport axes), with maximum jib and maximum height.

E

Reacciones en servicio
 Reacciones fuera de servicio
 Sin carga, sin lastre, (ni tren de transporte), flecha y altura máxima.

I

Reazioni in servizio
 Reazioni fuori servizio
 A vuoto, senza zavorra (ne assali di trasporto) con braccio massimo e altezza massima.

P

Reacções em serviço
 Reacções fora de serviço
 Sem carga (nem trem de transporte)- sem lastro com lança e altura máximas.

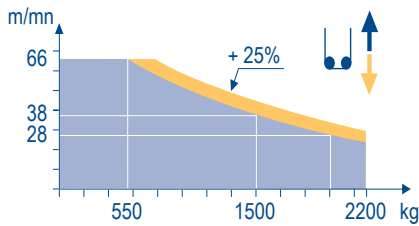
Mécanismes
Antriebe
Mechanisms
Mecanismos
Meccanismi
Mecanismos

MEG 1

		11					11					ch - PS hp	kW	
▲ ▼	15 LVF 11 Optima	m/min	3,5	18	28	38	66	1,8	9	14	19	33	15	11
		kg	2200	2200	2200	1500	550	4000	4000	4000	3000	1100		
◀ ▶	3 DVF 5	m/min	15 - 30 - 45 (0 → 1300 kg) - 15 - 30 - 41 (1300 → 4000 kg)										3	2,2
⊙	RVF 51 Optima +	tr/min U/min - rpm	0 → 0,8										5,5	4
◀ ▶	i													

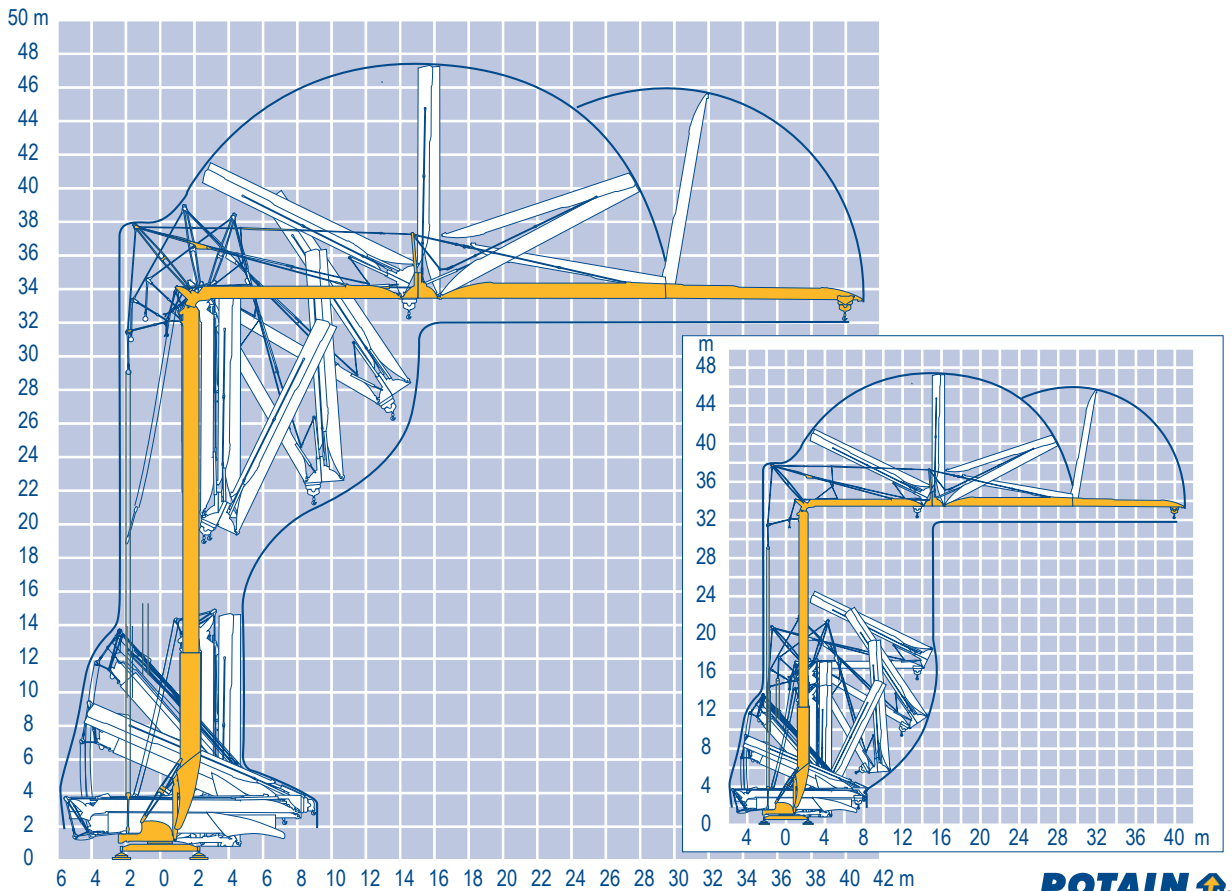
CEI 38	IEC 38	kVA
400 V (+6% -10%) 50 Hz		15 LVF 11 : 23 kVA
480 V (+6% -10%) 60 Hz		15 LVF 11 : 23 kVA

15 LVF 11 Optima



Montage
Montage
Erection
Montaje
Montaggio
Montagem

MEG 1



Igo T 70

POTAIN®



F
Leverage
Distribution
Orientation
Translation
Nous consulter

D
Heben
Katzfahren
Schwenken
Kranfahren
Auf Anfrage

GB
Hoisting
Trolleying
Slewing
Travelling
Consult us

E
Elevación
Distribución
Orientación
Traslación
Consultarnos

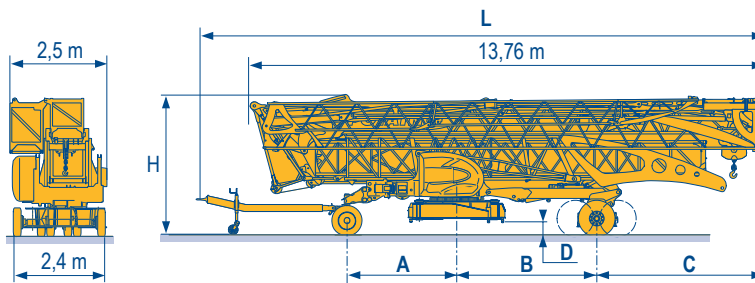
I
Sollevamento
Distribuzione
Rotazione
Traslazione
Consultateci

P
Elevação
Distribuição
Rotação
Translação
Consultar-nos

Transport
Transport
Transport
Trasporto
Transporte

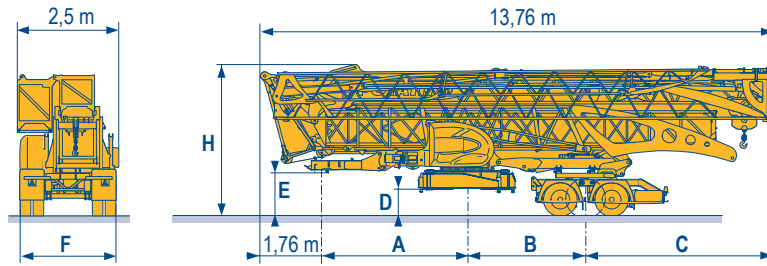
MEG 1

- DJ80/S120 ○
- DJ100/S120 ○
- DJ105/S125
- DJ126M/S125
- DJ126M/S215M



	L (m)	A (m)	B (m)	C (m)	D (m)	H (m)
DJ80/S120	14,96	2,95	3,77	4,37	0,35	3,66
DJ100/S120	14,96	2,95	3,77	4,37	0,35	3,66
DJ105/S125	14,96	2,95	3,77	4,37	0,35	3,66
DJ126M/S125	15,1	2,95	3,77	4,37	0,35	3,66
DJ126M/S215M	15	3,75	3,21	4,93	0,67	3,97

- SL121/J135
- SL121/S215M
- SL122/J215M



	A (m)	B (m)	C (m)	D (m)	E (m)	H (m)	F (m)
SL121/J135	3,85	3,77	4,38	0,77	1,3	4,06	2,45
SL121/S215M	3,85	3,21	4,94	0,66	1,2	3,96	2,4
SL122/J215M	3,85	3,21	4,94	0,66	1,2	3,96	2,45



- F**
Chantier
- D**
Baustelle
- GB**
Site
- E**
Obra
- I**
Cantiere
- P**
Estaleiro



Document commercial non contractuel. Pour toute information technique se référer à la notice correspondante.

Unverbindliches Vertriebsdokument. Für technische Informationen, siehe die entsprechenden Anweisungen.

This commercial document is not legally binding. For any technical information, please refer to the corresponding instructions.

Documento comercial non contractuel. Para cualquier información técnica, ver la noticia correspondiente.

Documento commerciale non vincolante, per tutte le informazioni tecniche fare riferimento al catalogo istruzioni.

Documento comercial não contratual. Para qualquer informação técnica complementar consultar as respectivas instruções.



Americas
Tel : +1 888 479 7278
Tel : +1 717 593 2000

Europe – Middle East – Africa
Tel : +33 (0) 4 72 81 50 00
Tel : +44 (0) 191 522 2000

Asia – Pacific
Tel : +65 6264 1188
Fax : +65 6862 4040

www.manitowoccrane.com

18, rue de Charbonnières - B.R.173
69132 ECULLY Cedex - France
Tél. : +33 (0) 4 72 18 20 20
Fax. : +33 (0) 4 72 18 20 00
www.manitowoccrane.com

Igo T 70
Code F-89985-71_Réf. 2006 46 MEG 1
Copyright.Reproduction interdite © POTAIN 2006

Réalisation Secotec