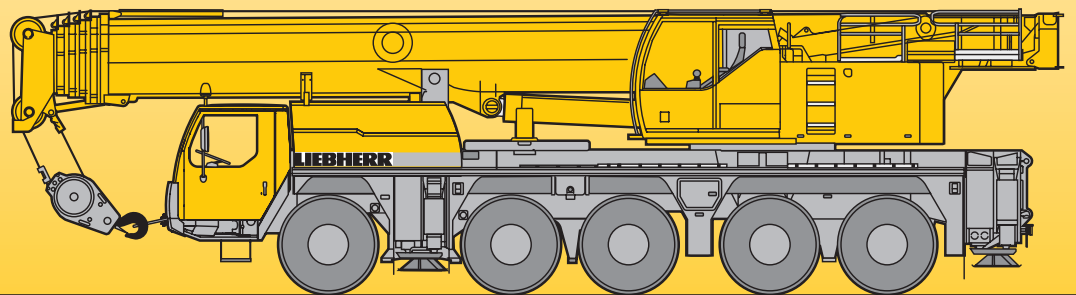


Mobile Crane Grue mobile


LTM 1130-5.1

Technical Data Caractéristiques techniques



LIEBHERR

Lifting capacities on telescopic boom Forces de levage à la flèche télescopique







ft	42 ft		56 ft	70 ft	84 ft	99 ft	113 ft	127 ft	141 ft	156 ft	166 ft	170 ft	180 ft	184 ft	197 ft	ft
	*															
9		242	182													9
10	305	238	182	182	164											10
12	199	199	182	180	164	130										12
14	182	182	175	168	160	130										14
16	168	168	161	156	151	130	105									16
18	157	157	151	145	140	128	104	76								18
20	146	146	140	135	130	125	102	76	57.5							20
23	132	132	127	122	118	117	98.5	76	57.5							23
26	119	119	117	112	108	107	95.5	75	57.5	47.5						26
29	105	105	108	104	100	98	92	73	57.5	46.9	35.2	38.6				29
32	88	88	99	96	93.5	91	87.5	70	56.9	46.1	35.2	38.6	31	31.5		32
35			90.5	89.5	87.5	84.5	82	67	55.6	45.4	34.6	38.5	31	31.5	25.5	35
38			82.5	82.5	82	79	76.5	63.5	53.6	44.5	33.6	38	30.8	31.4	25.5	38
44			67	70.5	70.5	69.5	67	57.4	48.9	42	31.3	36.2	29.6	30.4	25.4	44
50				60.5	60.5	59.9	57.8	51.7	44.8	38.8	29.1	34.2	28.1	29.2	24.9	50
56				52.2	52.3	51.6	49.9	46.5	40.9	35.9	27	31.9	26.4	27.7	24.1	56
62					45.6	44.8	43.5	42.6	37.4	33.1	25	29.7	24.8	26.1	23.1	62
68					40.1	39.3	38.4	38.9	34.4	30.5	23.2	27.7	23.2	24.6	21.8	68
74						34.7	34.8	34.7	31.3	28.2	21.4	25.7	21.7	23.2	20.5	74
80						31	32.1	30.9	28.3	26.2	19.9	23.9	20.3	21.9	19.4	80
86							28.8	27.6	26.4	24.1	18.5	22.3	19.1	20.5	18.3	86
92							26	24.8	24.2	22	17.1	20.7	17.9	19.3	17	92
98							23.6	22.3	22.8	20.3	16	19.4	16.8	18.1	16	98
104							18.2	20.2	20.7	19	15	18.2	15.8	16.9	15	104
110								19	18.7	17.9	13.9	16.6	14.9	16	13.9	110
116								16.7	17	16.8	13	15.4	14	15	13.1	116
122									15.5	15.5	12.2	14.6	13.2	13.9	12.2	122
128									14.2	14.1	11.4	13.6	12.5	12.7	11.4	128
134										12.8	10.7	12.4	11.8	11.4	10.7	134
140										11.7	10.1	11.3	11.1	10.3	9.9	140
146											9.5	10.3	10.3	9.2	9.1	146
152											8.7	9.5	9.5	8.4	8.3	152
158													8.8	7.7	7.5	158
164													8.1	6.9	6.8	164
170													6.5	6.2	6.2	170
176															5.5	176

* over rear · en arrière

TAB 1825331 / 1825351




Lifting capacities on telescopic boom Forces de levage à la flèche télescopique

42 - 197 ft    360°  64600 lbs **85%**




ft	42 ft	56 ft	70 ft	84 ft	99 ft	113 ft	127 ft	141 ft	156 ft	166 ft	170 ft	180 ft	184 ft	197 ft	ft
9	244	182													9
10	240	182	182	164											10
12	199	182	180	164	130										12
14	182	175	168	160	130										14
16	168	161	156	151	130	105									16
18	157	151	145	140	128	104	76								18
20	146	140	135	130	125	102	76	57.5							20
23	131	127	122	118	117	98.5	76	57.5							23
26	115	117	112	108	107	95.5	75	57.5	47.5						26
29	102	104	104	100	96.5	90	73	57.5	46.9	35.2	38.6				29
32	87	92	92.5	90.5	86	81	70	56.9	46.1	35.2	38.6	31	31.5		32
35		82.5	84	81	77	72.5	67	55.6	45.4	34.6	38.5	31	31.5	25.5	35
38		74	76	73	69	65	61.5	53.6	44.5	33.6	38	30.8	31.4	25.5	38
44		62	63	60.5	57.4	54.1	53.2	48.3	42	31.3	36.2	29.6	30.4	25.4	44
50			52.7	51.1	48.4	47.5	45.8	42.6	38.8	29.1	34.2	28.1	29.2	24.9	50
56			44.4	43.8	41.4	41.9	39.2	37	34.5	27	31.9	26.4	27.7	24.1	56
62				37.8	36.9	36.4	33.9	32.8	30.6	25	29.2	24.8	26.1	23.1	62
68				32.6	33.6	32	30	29.7	27.9	23.2	26.2	23.2	24.6	21.8	68
74					29.8	28.3	27.4	26.2	25.3	21.4	23.6	21.7	22.9	20.5	74
80					26.3	25.2	25.2	23.4	23	19.9	21.9	20.3	20.4	19.3	80
86						22.5	22.6	21.3	20.5	18.5	19.6	19	18.1	17.8	86
92						20.2	20.3	19.8	18.4	17.1	17.6	17.4	16.1	15.8	92
98						18.9	18.1	17.8	16.8	16	15.7	15.6	14.3	14	98
104						17.3	16.3	16	15.1	14.9	14.2	14.1	12.7	12.5	104
110							14.9	14.4	13.5	13.5	12.7	12.7	11.4	11.1	110
116							13.5	13	12.1	12.1	11.3	11.3	10.1	9.9	116
122								11.7	10.9	10.8	10	10.1	8.9	8.8	122
128								10.6	9.7	9.7	9	9	7.9	7.8	128
134									8.8	8.7	8.1	8.1	7	6.9	134
140									7.9	7.9	7.2	7.2	6.2	6.1	140
146										7.1	6.4	6.5	5.4	5.3	146
152										6.3	5.6	5.7	4.6	4.6	152
158												5	3.8	3.8	158
164												4.4	3.2	3.2	164
170												3.8	2.6	2.6	170

TAB 1825353

Lifting capacities on telescopic boom Forces de levage à la flèche télescopique

   85%															
ft	42 ft	56 ft	70 ft	84 ft	99 ft	113 ft	127 ft	141 ft	156 ft	166 ft	170 ft	180 ft	184 ft	197 ft	ft
9	244	182													9
10	240	182	182	164											10
12	199	182	180	164	130										12
14	182	175	168	160	130										14
16	168	161	156	151	130	105									16
18	157	151	145	140	128	104	76								18
20	146	140	135	130	125	102	76	57.5							20
23	126	127	122	118	115	98.5	76	57.5							23
26	110	112	108	105	98.5	91.5	75	57.5	47.5						26
29	96	98	95.5	91	85.5	80	73	57.5	46.9	35.2	38.6				29
32	84.5	85.5	84	80	75.5	71	67.5	56.9	46.1	35.2	38.6	31	31.5		32
35		76.5	74.5	71	67.5	63.5	62	55.3	45.4	34.6	38.5	31	31.5	25.5	35
38		68.5	66.5	64	60	57.8	56.2	51.3	44.5	33.6	38	30.8	31.4	25.5	38
44		54.9	54.7	52.4	49.7	49.1	46.4	43.2	39.9	31.3	36.2	29.6	30.4	25.4	44
50			45.4	43.7	43.1	41.7	39.4	37.7	35.2	29.1	33.1	28.1	29.2	24.9	50
56			38	37.1	37.6	35.6	34.6	32.9	31.5	27	29.6	26.4	27.6	24.1	56
62				32.6	32.6	30.7	30.5	28.9	27.9	25	26.4	24.8	24.9	23	62
68				29.1	28.6	27.2	26.7	25.9	24.4	23.2	23.3	22.8	21.6	21.1	68
74					25.2	24.8	23.5	22.8	21.6	21.1	20.4	20.2	18.8	18.4	74
80					22	22.3	20.9	20.2	19.1	18.9	17.9	17.7	16.4	16.1	80
86						19.7	18.9	18	16.9	16.7	15.8	15.7	14.3	14	86
92						17.5	16.7	16.1	15	14.8	14	13.9	12.5	12.3	92
98						15.6	14.9	14.3	13.4	13.2	12.4	12.3	11	10.7	98
104						14	13.2	12.7	11.9	11.8	11	10.9	9.6	9.4	104
110							11.8	11.3	10.4	10.4	9.6	9.6	8.4	8.2	110
116							10.7	10	9.2	9.2	8.5	8.5	7.3	7.1	116
122								9	8.2	8.2	7.5	7.5	6.3	6.1	122
128								8.1	7.3	7.3	6.6	6.6	5.4	5.2	128
134									6.5	6.5	5.8	5.8	4.6	4.4	134
140									5.6	5.7	4.9	5.1	3.9	3.7	140
146										4.9	4.2	4.3	3.1	3.1	146
152										4.2	3.5	3.6			152
158												3			158
164												2.4			164





TAB 1825355

   85%															
ft	42 ft	56 ft	70 ft	84 ft	99 ft	113 ft	127 ft	141 ft	156 ft	166 ft	170 ft	180 ft	184 ft	197 ft	ft
9	221														9
10	219	182	181	154											10
12	196	182	179	153	126										12
14	175	175	168	148	125										14
16	157	158	154	143	122	96									16
18	141	142	141	131	117	94.5	72								18
20	125	127	127	117	111	92.5	72	55.1							20
23	106	108	103	99	92	85	70	55.1							23
26	90	91.5	89	84	78	72	67.5	54.1	43.2						26
29	74	77.5	76	72	67	62.5	60.5	53	42.7	32	35.3				29
32	61.5	65.5	65.5	62.5	58.2	56.9	53.4	49.1	42	32	35.3	28.2	28.7		32
35		55.3	56.8	54.7	52.1	51.1	47.3	44.2	40	31.4	35.1	28.2	28.7	23.2	35
38		47.5	49.3	48.4	47.8	45.6	42.7	40.6	37.6	30.5	34.5	28	28.5	23.2	38
44		36.7	38.5	39.6	39.6	37.2	36.3	34.3	32.6	28.5	30.9	26.9	27.6	23.1	44
50			30.8	32.3	32.2	31.8	30.6	29.2	27.8	26.4	26.3	24.9	24.3	22.3	50
56			25.2	26.6	26.6	27.1	26	25	23.6	23.2	22.2	21.8	20.3	19.8	56
62				22.3	22.4	22.7	22.3	21.4	20.1	19.8	18.8	18.5	17.1	16.7	62
68				18.9	19	19.3	19	18.4	17.2	17	16	15.8	14.4	14.1	68
74					16.3	16.6	16.2	15.9	14.8	14.6	13.7	13.6	12.2	11.9	74
80					14.1	14.4	14	13.7	12.8	12.6	11.7	11.6	10.3	10	80
86						12.5	12	11.7	10.9	10.8	10	9.9	8.6	8.4	86
92						10.8	10.3	9.9	9.2	9.2	8.5	8.5	7.2	7	92
98						9.4	8.9	8.6	8	7.9	7.3	7.2	5.9	5.8	98
104						8.2	7.7	7.4	6.8	6.8	6.2	6.1	4.9	4.7	104
110							6.6	6.3	5.7	5.8	5.1	5.1	3.9	3.7	110
116							5.7	5.4	4.8	4.9	4.2	4.3	3		116
122								4.6	3.9	4	3.3	3.5			122
128								3.8	3.2	3.2					128

TAB 1825357





Lifting capacities on telescopic boom

Forces de levage à la flèche télescopique

42 – 197 ft    24700 lbs  **85%**

ft	42 ft	56 ft	70 ft	84 ft	99 ft	113 ft	127 ft	141 ft	156 ft	166 ft	170 ft	180 ft	184 ft	197 ft	ft
9	243	182													9
10	239	182	182	164											10
12	199	182	180	164	130										12
14	182	175	168	160	130										14
16	168	161	156	150	130	105									16
18	153	147	139	133	120	103	76								18
20	136	132	122	116	107	98	76	57.5							20
23	112	106	102	95.5	88.5	82	76	57.5							23
26	92.5	89.5	85.5	80.5	74.5	71	67	57.5	47.5						26
29	77.5	75.5	72.5	68.5	64.5	62.5	58.1	53.3	46.9	35.2	38.6				29
32	65.5	64.5	62.5	59.4	58.1	55.1	51.7	49.1	45	35.2	38.6	31	31.5		32
35		56.1	54.7	52.8	51.9	48.7	47	44.1	40.8	34.6	37.2	31	31.5	25.5	35
38		49.4	48.4	47.9	46.2	43.9	42.5	40.2	37.5	33.6	35.4	30.8	31.4	25.5	38
44		39.1	39.3	39.4	37.7	36.8	35.1	33.6	31.7	30.3	29.9	28.4	27.4	25.2	44
50			32.5	32.6	31.4	30.8	29.3	28	26.4	25.9	24.8	24.4	22.8	22.3	50
56			26.9	27.5	26.5	26.1	24.7	23.6	22.2	21.9	20.8	20.5	19	18.5	56
62				23.4	22.6	22.3	21.1	20.1	18.8	18.6	17.6	17.3	15.9	15.5	62
68				19.9	19.5	19.3	18.1	17.2	16.1	15.9	14.9	14.7	13.3	13	68
74					16.9	16.8	15.7	14.9	13.8	13.6	12.7	12.5	11.2	10.9	74
80					14.5	14.6	13.6	12.8	11.8	11.7	10.8	10.7	9.3	9.1	80
86						12.6	11.9	11.1	10.2	10	9.1	9.1	7.7	7.5	86
92						10.9	10.2	9.6	8.7	8.6	7.7	7.7	6.4	6.2	92
98						9.5	8.8	8.3	7.4	7.3	6.5	6.5	5.2	5	98
104						8.4	7.7	7.2	6.3	6.2	5.4	5.4	4.1	4	104
110							6.7	6.3	5.4	5.3	4.5	4.5	3.2	3	110
116							5.7	5.3	4.5	4.4	3.6	3.6			116
122								4.5	3.7	3.6	2.8				122
128								3.7	2.9	2.9					128





TAB 1825358

42 – 197 ft    19800 lbs  **85%**

ft	42 ft	56 ft	70 ft	84 ft	99 ft	113 ft	127 ft	141 ft	156 ft	166 ft	170 ft	180 ft	184 ft	197 ft	ft
9	242	182													9
10	238	182	182	164											10
12	199	182	180	164	130										12
14	182	175	168	160	130										14
16	168	161	156	144	130	105									16
18	151	143	136	126	117	100	76								18
20	133	124	116	109	101	92.5	76	57.5							20
23	105	99.5	96	90	82.5	77	73.5	57.5							23
26	86	83.5	80	75	70.5	67.5	62.5	57	47.5						26
29	71.5	70	67.5	64	62.5	58.6	54.9	52	46.3	35.2	38.6				29
32	60.5	59.9	58.2	56.1	54.7	51.2	49.3	46	42.2	35.2	38.4	31	31.5		32
35		51.9	51.1	50.3	48.2	46.1	44.1	41.7	38.8	34.6	36.7	31	31.5	25.5	35
38		45.6	45.3	45	42.9	41.7	39.6	37.8	35.5	33.6	33.6	30.8	30.3	25.5	38
44		36	36.4	36.5	35	34.3	32.5	30.9	29.2	28.6	27.4	26.7	25.2	23.6	44
50			29.8	30.1	29	28.4	26.9	25.7	24.2	23.7	22.6	22.2	20.7	20.1	50
56			24.6	25.3	24.3	23.9	22.6	21.5	20.2	19.9	18.8	18.6	17.1	16.6	56
62				21.3	20.7	20.4	19.2	18.2	17	16.8	15.8	15.6	14.1	13.8	62
68				18	17.7	17.5	16.4	15.6	14.4	14.2	13.3	13.1	11.7	11.4	68
74					15.2	15.1	14.1	13.3	12.3	12.1	11.2	11.1	9.7	9.4	74
80					13	13.1	12.2	11.4	10.4	10.3	9.4	9.3	8	7.7	80
86						11.2	10.5	9.8	8.8	8.7	7.9	7.8	6.5	6.3	86
92						9.6	8.9	8.4	7.5	7.4	6.5	6.5	5.2	5	92
98						8.4	7.7	7.2	6.3	6.2	5.4	5.3	4.1	3.9	98
104						7.3	6.7	6.2	5.2	5.2	4.4	4.3			104
110							5.6	5.3	4.3	4.3	3.5	3.4			110
116							4.7	4.4	3.5	3.5					116
122								3.5							122
128								2.8							128





TAB 1825360

Lifting capacities on telescopic boom Forces de levage à la flèche télescopique

42 - 197 ft     **85%**

ft	42 ft	56 ft	70 ft	84 ft	99 ft	113 ft	127 ft	141 ft	156 ft	166 ft	170 ft	180 ft	184 ft	197 ft	ft
9	241	182													9
10	238	182	182	164											10
12	199	182	180	164	130										12
14	182	175	168	157	130										14
16	166	161	149	136	124	105									16
18	146	139	129	118	109	97	76								18
20	125	116	111	102	94	86.5	75.5	57.5							20
23	98	94	89	83	76	74	67.5	57.5							23
26	79	77	73.5	69	67	62.5	58.4	53.9	47.5						26
29	65.5	64.5	62	60	57.8	53.8	51.8	47.9	43.7	35.2	38.6				29
32	55.3	54.8	53.8	52.9	50.3	48.3	45.6	43.2	39.7	35.2	36.9	31	31.5		32
35		47.4	47	46.5	44.3	43.1	40.6	38.6	36.1	34.4	33.9	31	30.5	25.5	35
38		41.5	41.4	41.2	39.5	38.4	36.3	34.5	32.5	31.8	30.4	29.4	28	25.5	38
44		32.6	33.1	33.3	32	31.3	29.6	28.1	26.4	25.9	24.7	24.2	22.6	21.9	44
50			26.9	27.3	26.3	25.8	24.4	23.2	21.7	21.3	20.2	19.9	18.3	17.8	50
56			22.1	22.8	22	21.6	20.3	19.3	18	17.7	16.7	16.5	15	14.6	56
62				19.2	18.5	18.3	17.1	16.2	15.1	14.8	13.8	13.7	12.2	11.9	62
68				16.1	15.8	15.6	14.6	13.7	12.6	12.4	11.5	11.4	10	9.7	68
74					13.4	13.4	12.4	11.6	10.6	10.5	9.5	9.4	8.1	7.8	74
80					11.3	11.5	10.6	9.9	8.9	8.8	7.9	7.8	6.5	6.3	80
86						9.7	9	8.4	7.4	7.3	6.5	6.4	5.1	4.9	86
92						8.3	7.7	7.1	6.1	6	5.2	5.2			92
98						7.2	6.6	6	5	5	4.1	4.1			98
104						6.1	5.5	5	4.1	4	3.2	3.2			104
110							4.5	4.1	3.2	3.2					110
116							3.7	3.3							116


TAB 1821062

42 - 197 ft     **85%**

ft	42 ft	56 ft	70 ft	84 ft	99 ft	113 ft	127 ft	141 ft	156 ft	166 ft	170 ft	180 ft	184 ft	197 ft	ft
9	216														9
10	214	182	181	154											10
12	190	180	176	150	126										12
14	166	164	151	133	120										14
16	144	135	123	113	101	87									16
18	121	113	103	95.5	86	79	63								18
20	97.5	92.5	86.5	79	73	69	62	49							20
23	73	71.5	68	63	61.5	56.3	52.8	48.9							23
26	57.4	57.7	56.3	54.6	51.3	49.1	45.5	42.9	38.6						26
29	45	47.7	47.2	46.4	43.9	42.2	39.4	37.1	34.4	32	31.2				29
32	36	39.8	40.2	39.9	38	36.6	34.3	32.3	30.1	29.1	27.9	26.1	24.3		32
35		33.3	34.6	34.7	33.1	32.1	30.1	28.3	26.4	25.7	24.4	23.8	22.1	20.2	35
38		28.1	30	30.4	29.1	28.3	26.6	25	23.3	22.7	21.5	21	19.3	18.7	38
44		20.8	22.8	24	23.1	22.6	21.2	19.9	18.5	18.1	17	16.6	15	14.5	44
50			17.5	19	18.6	18.3	17	16	14.7	14.4	13.4	13.1	11.6	11.2	50
56			13.6	15.1	15.1	14.9	13.8	12.9	11.8	11.6	10.6	10.4	9	8.7	56
62				12.1	12.2	12.3	11.3	10.5	9.4	9.3	8.3	8.2	6.8	6.5	62
68				9.7	9.8	10	9.2	8.5	7.5	7.4	6.4	6.4			68
74					7.8	8.2	7.5	6.8	5.9	5.8	4.9	4.8			74
80					6.2	6.6	6	5.4							80
86						5.3	4.8								86
92						4.1									92
98						3.2									98
104						2.4									104

TAB 1821065

Lifting heights Hauteurs de levage



Lifting capacities on the hydraulically or mechanically variable folding jib

Forces de levage à la fléchette pliante à variation hydraulique ou mécanique



ft	42 ft			113 ft			127 ft			141 ft			156 ft			ft
	35 ft			35 ft			35 ft			35 ft			35 ft			
	0°	20°	40°	0°	20°	40°	0°	20°	40°	0°	20°	40°	0°	20°	40°	
12	38.6															12
14	38.6	37.6														14
17	38.5	37.2		38.6												17
20	37.7	35.5		38.6			37.1									20
23	35.7	33.7		38.6			37.1									23
26	33.6	32	26	38.6			36.9			31.3						26
29	31.5	30.3	25	38.6	32.3		36.3			31.3			26			29
32	29.3	28.6	24	38.6	31.4		35.6	29.3		31.1			26			32
35	27.1	27	23.1	38	30.4		34.9	29.3		30.8			26			35
38	25.3	25.4	22.2	37.1	29.5	23.5	34.2	28.8		30.3	27		25.9			38
44	21.8	21.8	19.9	35.2	27.9	22.8	32.8	27.3	22.2	29.4	26.1	21.8	25.4	23.8		44
50	19.1	19.4	18.4	33.5	26.4	21.9	31.4	26.1	21.7	28.5	25	21.3	24.9	23.3	20.2	50
56	17	17.9	17.4	31.7	25.2	21.2	30.2	24.9	21	27.6	24.1	20.6	24.3	22.5	19.8	56
62	15.2	16.8	11.6	29.9	24	20.5	29	23.9	20.4	26.7	23.2	20.1	23.7	21.8	19.4	62
68				28	23	20	27.7	23	19.9	25.8	22.3	19.6	22.9	21.2	18.9	68
74				26.1	22.1	19.4	26.3	22.1	19.4	24.8	21.6	19.1	21.7	20.5	18.5	74
80				24.3	21.2	19	25	21.3	19	23.6	21	18.8	20.6	19.7	18.2	80
86				22.6	20.4	18.5	23.6	20.6	18.6	22.1	20.2	18.4	19.4	18.8	17.7	86
92				21	19.6	18	22.3	19.9	18.2	20.6	19.4	18	18.2	17.9	17.3	92
98				19.7	18.8	17.6	20.8	19.3	17.8	19.2	18.6	17.7	17	17	16.9	98
104				18.5	18.1	17.3	19.2	18.6	17.5	17.6	17.8	17.4	15.8	15.9	16	104
110				17.4	17.5	17	17.3	17.8	17.1	16	16.7	16.7	14.8	14.9	15	110
116				16.2	16.6	16.6	15.6	16.3	16.4	14.6	15.2	15.5	13.9	14	14.1	116
122				14.9	15.2	12.1	14.1	14.7	15	13.6	13.7	14	12.7	13.1	13.3	122
128				13.6	13.8		12.7	13.2	13.4	12.5	12.7	12.9	11.4	12	12.3	128
134				12	12.6		11.4	11.8	10.8	11.2	11.8	12	10.5	10.8	11.1	134
140							10.3	10.7		10.1	10.6	10.8	9.9	9.9	10	140
146							9.4	9.6		9.3	9.6	9.4	9.3	9.4	9.5	146
152										8.5	8.8		8.6	8.8	8.9	152
158										7.8	8		7.8	8.2	8.3	158
164										7.5	7.7		7	7.3	7.3	164
170													6.4	6.5		170
176													6.1	6.2		176

TAB 1825371 / 1825091 / 1825111



ft	166 ft			170 ft			180 ft			184 ft			197 ft			ft
	35 ft			35 ft			35 ft			35 ft			35 ft			
	0°	20°	40°	0°	20°	40°	0°	20°	40°	0°	20°	40°	0°	20°	40°	
32	18			19.4						16.3					32	
35	18			19.4			15.8			16.3					35	
38	18			19.4			15.8			16.3			13.6		38	
44	18	18		19.4	19.4		15.8			16.3			13.6		44	
50	18	17.7		19.4	19.4		15.8	15.8		16.3	16.3		13.6		50	
56	17.6	17.1	16.1	19.4	19.4	18.5	15.8	15.8		16.3	16.3		13.6	13.6	56	
62	16.9	16.4	15.7	19.3	19.4	18.4	15.6	15.5	14.9	16.1	16.1	15.6	13.6	13.5	13.1	62
68	16.1	15.6	15.1	19	19	18.1	15.3	15	14.7	15.8	15.6	15.4	13.5	13.4	13.1	68
74	15.3	14.9	14.5	18.4	18.1	17.7	14.7	14.4	14.1	15.4	15.1	14.9	13.2	13.1	13	74
80	14.5	14.1	13.9	17.5	17.1	17	14.1	13.7	13.6	14.9	14.5	14.4	12.8	12.8	12.8	80
86	13.7	13.4	13.3	16.6	16.3	16.2	13.5	13.1	13	14.2	14	13.9	12.5	12.3	12.3	86
92	12.9	12.8	12.7	15.7	15.5	15.4	12.8	12.5	12.4	13.5	13.4	13.3	11.9	11.9	11.9	92
98	12.2	12	12	14.8	14.6	14.6	12.2	12	11.9	12.9	12.7	12.7	11.5	11.4	11.4	98
104	11.4	11.4	11.5	14	13.9	13.9	11.5	11.4	11.4	12.2	12.1	12.2	11	10.9	11	104
110	10.6	10.7	10.8	13.2	13.1	13.2	10.9	10.8	10.9	11.6	11.5	11.6	10.4	10.4	10.5	110
116	9.9	10	10.2	12.4	12.4	12.5	10.2	10.2	10.3	11	10.9	11	9.9	10	10.1	116
122	9.3	9.4	9.6	11.7	11.7	11.9	9.6	9.7	9.8	10.4	10.4	10.5	9.3	9.5	9.6	122
128	8.7	8.9	9	11	11	11.2	9.1	9.1	9.3	9.9	9.9	10	8.7	8.9	9.2	128
134	8.1	8.3	8.5	10.3	10.4	10.6	8.6	8.7	8.8	9.4	9.4	9.5	8.1	8.4	8.6	134
140	7.6	7.8	7.9	9.5	9.8	9.9	8.1	8.2	8.3	8.9	8.9	9	7.6	7.9	8.1	140
146	7.2	7.3	7.5	8.6	9	9.2	7.6	7.8	7.9	8.4	8.5	8.6	7.2	7.4	7.6	146
152	6.8	6.9	7	8	8.2	8.5	7.2	7.4	7.5	7.8	8	8.2	6.8	7	7.2	152
158	6.4	6.5	6.6	7.6	7.6	7.7	6.9	7	7.1	7.2	7.6	7.7	6.4	6.6	6.8	158
164	6	6.1	6.2	7.2	7.3	7.3	6.6	6.7	6.8	6.5	6.9	7.2	6	6.2	6.4	164
170	5.7	5.8	5.9	6.8	6.9	7	6.3	6.4	6.4	5.8	6.2	6.4	5.6	5.8	6	170
176	5.4	5.5	5.4	6.1	6.4	6.4	5.9	6	6.1	5.1	5.5	5.6	4.9	5.3	5.6	176
182	5.1	5.2		5.4	5.7		5.4	5.6	5.7	4.4	4.7	4.9	4.3	4.7	4.9	182
188	4.9			4.8	5		4.8	5.1	5.1	3.8	4.1	4.2	3.7	4	4.2	188
194							4.3	4.4		3.2	3.5		3.1	3.4	3.5	194
200													2.6	2.8		200

TAB 1825371 / 1825091 / 1825111

Lifting capacities on the hydraulically or mechanically variable folding jib Forces de levage à la fléchette pliante à variation hydraulique ou mécanique



ft	42 ft			99 ft			113 ft			127 ft			141 ft			156 ft			ft
	62 ft			62 ft			62 ft			62 ft			62 ft			62 ft			
	0°	20°	40°	0°	20°	40°	0°	20°	40°	0°	20°	40°	0°	20°	40°	0°	20°	40°	
14	17.2																		14
17	17.1			14.2															17
20	16.5			14.2			13.3												20
23	15.9			14			13.3												23
26	15.4			13.9			13.3			12.4									26
29	14.8	11.6		13.6			13.2			12.4			11.9						29
32	14.2	11.6		13.4			13			12.3			11.8			11.6			32
35	13.6	11.3		13.2			12.8			12.2			11.7			11.6			35
38	13.1	10.9		12.9			12.6			12			11.6			11.6			38
44	12.1	10.2		12.4	10.2		12.2	9.9		11.7			11.3			11.3			44
50	11.2	9.7	8.7	11.9	9.9		11.8	9.8		11.3	9.6		11	9.6		11.1			50
56	10.5	9.2	8.4	11.5	9.6	8.3	11.4	9.6		11	9.5		10.8	9.4		10.8	9.4		56
62	9.8	8.9	8.2	11.1	9.3	8.3	11	9.3	8	10.7	9.3	8	10.5	9.2		10.5	9.3		62
68	9	8.6	8	10.6	9.1	8.2	10.6	9.1	8	10.4	9.1	8	10.2	9	8	10.2	9.1	8	68
74	8.3	8.3	7.9	10.2	8.9	8	10.3	8.9	8	10.1	8.9	8	9.9	8.8	8	10	8.9	8	74
80	7.7	8.1	7.9	9.8	8.7	7.9	9.9	8.7	7.9	9.8	8.7	7.9	9.7	8.7	7.9	9.8	8.7	7.9	80
86	7.1	7.9		9.4	8.5	7.8	9.6	8.5	7.8	9.6	8.5	7.8	9.5	8.5	7.8	9.6	8.6	7.8	86
92				9.1	8.3	7.8	9.3	8.4	7.8	9.3	8.4	7.8	9.2	8.4	7.8	9.4	8.4	7.8	92
98				8.8	8.2	7.8	9	8.2	7.7	9.1	8.2	7.7	9.1	8.2	7.7	9.2	8.3	7.7	98
104				8.5	8	7.7	8.7	8.1	7.7	8.8	8.1	7.7	8.9	8.1	7.7	9	8.2	7.7	104
110				8.1	8	7.7	8.4	8	7.7	8.6	8	7.7	8.7	8	7.7	8.8	8.1	7.7	110
116				7.7	7.8	7.7	8.1	7.9	7.7	8.3	7.9	7.7	8.5	7.9	7.7	8.7	8	7.6	116
122				7.4	7.7	7.7	7.8	7.9	7.7	8.1	7.8	7.7	8.3	7.9	7.7	8.5	7.9	7.6	122
128				7.1	7.5	7.7	7.5	7.7	7.7	7.8	7.7	7.7	8	7.8	7.7	8.3	7.9	7.6	128
134				6.8	7.3	7.4	7.2	7.6	7.7	7.5	7.6	7.6	7.8	7.6	7.6	8.1	7.8	7.6	134
140				6.5	6.9		6.9	7.4	7.6	7.2	7.4	7.5	7.5	7.5	7.5	7.9	7.7	7.6	140
146				6.3			6.7	7.2	7.4	6.9	7	7.2	7.3	7.3	7.4	7.7	7.6	7.6	146
152							6.5	7		6.6	6.7	6.9	7	7.1	7.3	7.5	7.5	7.6	152
158							6.3	6.8		6.3	6.4	6.6	6.8	6.8	7	7.2	7.4	7.5	158
164							6.1	6.6		6	6.1	6.3	6.5	6.6	6.7	7	7.2	7.4	164
170										5.7	5.9		6.2	6.3	6.5	6.7	6.9	7.1	170
176										5.5	5.6		6	6.1	6.3	6.5	6.6	6.8	176
182													5.8	5.9		5.9	6.3	6.5	182
188													5.6	5.7		5.3	5.8	5.9	188
194																4.8	5.1		194

TAB 1825371 / 1825091 / 1825111

Lifting capacities on the hydraulically or mechanically variable folding jib Forces de levage à la fléchette pliante à variation hydraulique ou mécanique



ft	166 ft			170 ft			180 ft			184 ft			197 ft			ft
	62 ft			62 ft			62 ft			62 ft			62 ft			
	0°	20°	40°	0°	20°	40°	0°	20°	40°	0°	20°	40°	0°	20°	40°	
35	9.9			10.7												35
38	9.9			10.7			9.2			9.5						38
44	9.9			10.5			9.2			9.4			8.5			44
50	9.8			10.4			9.2			9.3			8.4			50
56	9.6	8.5		10.2	9.2		9.1			9.2			8.3			56
62	9.5	8.5		10	9.1		9	8.4		9.1	8.5		8.3			62
68	9.3	8.5		9.8	8.9		8.9	8.4		9	8.4		8.2	7.8		68
74	9.1	8.5	7.8	9.6	8.8	7.8	8.8	8.3		8.8	8.3		8.2	7.8		74
80	9	8.4	7.8	9.4	8.6	7.8	8.7	8.2	7.5	8.7	8.2	7.7	8.1	7.8		80
86	8.9	8.3	7.7	9.2	8.5	7.8	8.5	8.1	7.5	8.6	8.1	7.6	8	7.7	7.5	86
92	8.7	8.2	7.7	9.1	8.3	7.7	8.4	8	7.5	8.5	8	7.6	7.9	7.7	7.5	92
98	8.6	8	7.6	8.9	8.2	7.7	8.3	7.9	7.5	8.4	7.9	7.5	7.8	7.6	7.4	98
104	8.5	8	7.6	8.8	8.1	7.7	8.2	7.8	7.5	8.3	7.8	7.5	7.8	7.5	7.4	104
110	8.3	7.9	7.6	8.6	8	7.6	8.1	7.8	7.5	8.1	7.8	7.5	7.7	7.5	7.4	110
116	8.1	7.8	7.6	8.5	7.9	7.6	8	7.7	7.5	8.1	7.7	7.5	7.6	7.4	7.4	116
122	7.8	7.7	7.6	8.4	7.8	7.6	7.8	7.6	7.5	7.9	7.7	7.5	7.6	7.4	7.4	122
128	7.6	7.5	7.6	8.3	7.8	7.6	7.6	7.6	7.5	7.8	7.6	7.5	7.4	7.3	7.4	128
134	7.3	7.4	7.5	8.1	7.7	7.6	7.4	7.5	7.4	7.6	7.5	7.5	7.2	7.2	7.3	134
140	7	7.2	7.3	7.9	7.7	7.5	7.1	7.2	7.4	7.5	7.4	7.5	6.9	7.1	7.2	140
146	6.7	6.9	7.1	7.7	7.6	7.5	6.9	7	7.2	7.3	7.2	7.4	6.6	7	7.1	146
152	6.3	6.6	6.9	7.5	7.4	7.5	6.5	6.7	6.9	7	7	7.2	6.3	6.6	6.9	152
158	6	6.3	6.5	7.2	7.3	7.5	6.3	6.5	6.7	6.7	6.9	7	6	6.3	6.6	158
164	5.6	5.9	6.1	6.8	7.1	7.3	6	6.2	6.4	6.5	6.6	6.8	5.7	6	6.3	164
170	5.3	5.6	5.8	6.2	6.9	7.1	5.7	5.9	6.1	6.2	6.4	6.6	5.4	5.7	6	170
176	5.1	5.3	5.4	5.9	6.3	6.6	5.4	5.6	5.8	5.7	6.1	6.3	5.1	5.4	5.7	176
182	4.8	5	5.1	5.6	5.8	6	5.1	5.3	5.5	5.1	5.8	6	4.7	5.1	5.4	182
188	4.5	4.7	4.8	5.4	5.5	5.6	4.9	5.1	5.2	4.5	5.3	5.6	4.3	4.8	5	188
194	4.3	4.4	4.5	4.9	5.2	5.4	4.7	4.8	5	4	4.6	5	3.8	4.4	4.7	194
200	4	4.2		4.4	4.9		4.3	4.6	4.7	3.4	4	4.3	3.2	3.9	4.2	200
210				3.6			3.5	3.9	4	2.6	3.1	3.2	2.4	3	3.2	210

TAB 1825371 / 1825091 / 1825111

Lifting capacities on the hydraulically or mechanically variable folding jib Forces de levage à la fléchette pliante à variation hydraulique ou mécanique



ft	42 ft			113 ft			127 ft			141 ft			156 ft			ft
	35 ft			35 ft			35 ft			35 ft			35 ft			
	0°	20°	40°	0°	20°	40°	0°	20°	40°	0°	20°	40°	0°	20°	40°	
12	38.5															12
14	38	34.2														14
17	36.3	33.9		38.6												17
20	34.3	32.2		38.6			33.7									20
23	32.4	30.6		38.5			33.7									23
26	30.6	29.1	23.7	37.5			33.6			28.4						26
29	28.6	27.5	22.8	36.6	29.3		33			28.4			23.6			29
32	26.6	26	21.8	35.6	28.5		32.4	26.7		28.3			23.6			32
35	24.7	24.6	21	34.7	27.7		31.5	26.6		28			23.6			35
38	23	23.1	20.2	32.2	26.8	21.4	29.5	26.2		27	24.6		23.5			38
44	19.9	19.8	18.1	26.2	25.4	20.7	24.4	24.7	20.2	23.5	23.4	19.8	21.6	21.6		44
50	17.4	17.6	16.7	21.3	23	19.9	21.5	21.7	19.8	20.7	20.7	19.3	19.4	20	18.3	50
56	15.4	16.3	15.9	17.5	19.6	19.2	19	18.9	18.7	17.9	18.6	18.2	16.7	17.8	17.7	56
62	13.8	15.3	10.7	14.5	16.3	17.6	16.1	17.1	16.8	15.1	16.6	16.5	13.9	15.6	16.2	62
68				12.1	13.7	15	13.7	15.1	15.1	12.7	14.2	14.8	11.7	13.2	14.3	68
74				10	11.4	12.6	11.7	12.9	14	10.7	12	13.2	9.7	11.2	12.4	74
80				8.2	9.5	10.5	9.9	11	12	9	10.2	11.2	8.1	9.4	10.5	80
86				6.8	7.9	8.7	8.4	9.4	10.3	7.6	8.7	9.6	6.7	7.9	8.8	86
92				5.5	6.5	7.2	7.2	8	8.7	6.4	7.3	8.1	5.5	6.5	7.4	92
98				4.4	5.2	5.8	6.1	6.9	7.5	5.3	6.2	6.8	4.4	5.4	6.1	98
104				3.3	4.1	4.6	5	5.8	6.3	4.3	5.1	5.7	3.5	4.3	5	104
110					3.1	3.5	4.1	4.8	5.2	3.5	4.2	4.7		3.4	4	110
116							3.3	3.9	4.2		3.4	3.8			3.1	116
122								3.1	3.3			3				122

TAB 1821122 / 1820142 / 1820162



ft	166 ft			170 ft			180 ft			184 ft			197 ft			ft
	35 ft			35 ft			35 ft			35 ft			35 ft			
	0°	20°	40°	0°	20°	40°	0°	20°	40°	0°	20°	40°	0°	20°	40°	
32	16.3			18.1												32
35	16.3			18.1			14.3									35
38	16.3			18.1			14.3			14.8						38
44	16.3	16.3		18.1	18.1		14.3			14.8			12.4			44
50	16.3	16.1		17.3	17.8		14.3	14.3		14.8			12.4			50
56	15.5	15.5	14.6	15.2	16.6	16.1	13.9	14.3		14.8	14.8		12.4			56
62	13.6	14.6	14.3	12.7	14.5	15.3	12.3	13.6	13.5	13.4	14.5		12	12.4		62
68	11.3	12.9	13.5	10.5	12.1	13.5	10.2	11.8	12.9	11.1	13	13.1	10.6	11.8	11.9	68
74	9.4	10.9	12.1	8.6	10.1	11.4	8.4	9.9	11.1	8.9	10.7	12.2	8.5	10.3	11.3	74
80	7.8	9.1	10.2	7	8.4	9.5	6.8	8.2	9.3	7.2	8.8	10.1	6.8	8.4	9.8	80
86	6.5	7.6	8.6	5.7	6.9	7.9	5.5	6.7	7.8	5.6	7.1	8.3	5.3	6.8	8	86
92	5.2	6.3	7.2	4.5	5.6	6.5	4.3	5.4	6.4		5.6	6.7		5.3	6.5	92
98	4.2	5.2	6	3.4	4.5	5.3	3.3	4.3	5.2		4.4	5.4			5.1	98
104	3.3	4.2	4.9		3.5	4.2		3.3	4.1		3.3	4.2			3.9	104
110		3.3	3.9			3.2			3.1			3.1				110
116			3													116

TAB 1821122 / 1820142 / 1820162

Lifting capacities on the hydraulically or mechanically variable folding jib Forces de levage à la fléchette pliante à variation hydraulique ou mécanique



ft	42 ft			99 ft			113 ft			127 ft			141 ft			156 ft			ft
	62 ft			62 ft			62 ft			62 ft			62 ft			62 ft			
	0°	20°	40°	0°	20°	40°	0°	20°	40°	0°	20°	40°	0°	20°	40°	0°	20°	40°	
14	15.6																		14
17	15.5			12.9															17
20	15			12.9			12.1												20
23	14.5			12.8			12.1												23
26	14			12.6			12.1			11.2									26
29	13.4	10.6		12.4			12			11.2			10.9						29
32	12.9	10.5		12.2			11.8			11.2			10.8			10.6			32
35	12.4	10.2		12			11.6			11.1			10.6			10.6			35
38	11.9	9.9		11.7			11.5			10.9			10.5			10.5			38
44	11	9.3		11.3	9.3		11.1	9		10.6			10.3			10.3			44
50	10.2	8.8	7.9	10.9	9		10.7	8.9		10.3	8.8		10	8.7		10.1			50
56	9.5	8.4	7.7	10.5	8.7	7.6	10.3	8.7		10	8.6		9.8	8.6		9.8	8.6		56
62	8.9	8.1	7.5	10.1	8.5	7.5	10	8.5	7.3	9.7	8.4	7.3	9.5	8.4		9.6	8.5		62
68	8.2	7.8	7.3	9.7	8.2	7.4	9.7	8.3	7.3	9.4	8.2	7.3	9.2	8.2	7.3	9.3	8.3	7.3	68
74	7.6	7.6	7.2	9.3	8	7.3	9.3	8.1	7.3	9.2	8	7.3	9	8	7.3	9	8.1	7.3	74
80	7	7.4	7.1	8.9	7.9	7.2	9	7.9	7.2	8.9	7.9	7.2	8.8	7.9	7.2	8.3	8	7.2	80
86	6.4	7.2		8.6	7.7	7.1	8.7	7.7	7.1	8.6	7.7	7.1	8.4	7.7	7.1	7.2	7.8	7.1	86
92				8.2	7.6	7.1	8.4	7.6	7.1	8	7.6	7.1	7.1	7.6	7.1	6	7.5	7.1	92
98				8	7.4	7.1	7.8	7.5	7	6.9	7.5	7	6.1	7.5	7	5	6.7	7	98
104				7	7.3	7	6.8	7.4	7	5.9	7.2	7	5.1	6.6	7	4	5.6	6.9	104
110				6.1	6.9	7	5.8	6.8	7	5	6.3	7	4.3	5.6	6.6	3.2	4.7	6	110
116				5.2	6.1	6.6	5	6	6.6	4.3	5.4	6.3	3.5	4.8	5.8		3.8	5	116
122				4.5	5.3	5.8	4.2	5.1	5.8	3.6	4.6	5.4	2.8	4	4.9		3.1	4.1	122
128				3.8	4.5	4.8	3.5	4.3	4.9	2.9	3.8	4.5		3.3	4.1			3.3	128
134				3.2	3.8	4	2.9	3.6	4.1		3.1	3.7			3.3				134
140				2.7	3.1			3	3.3			3							140
146				2.2					2.6										146

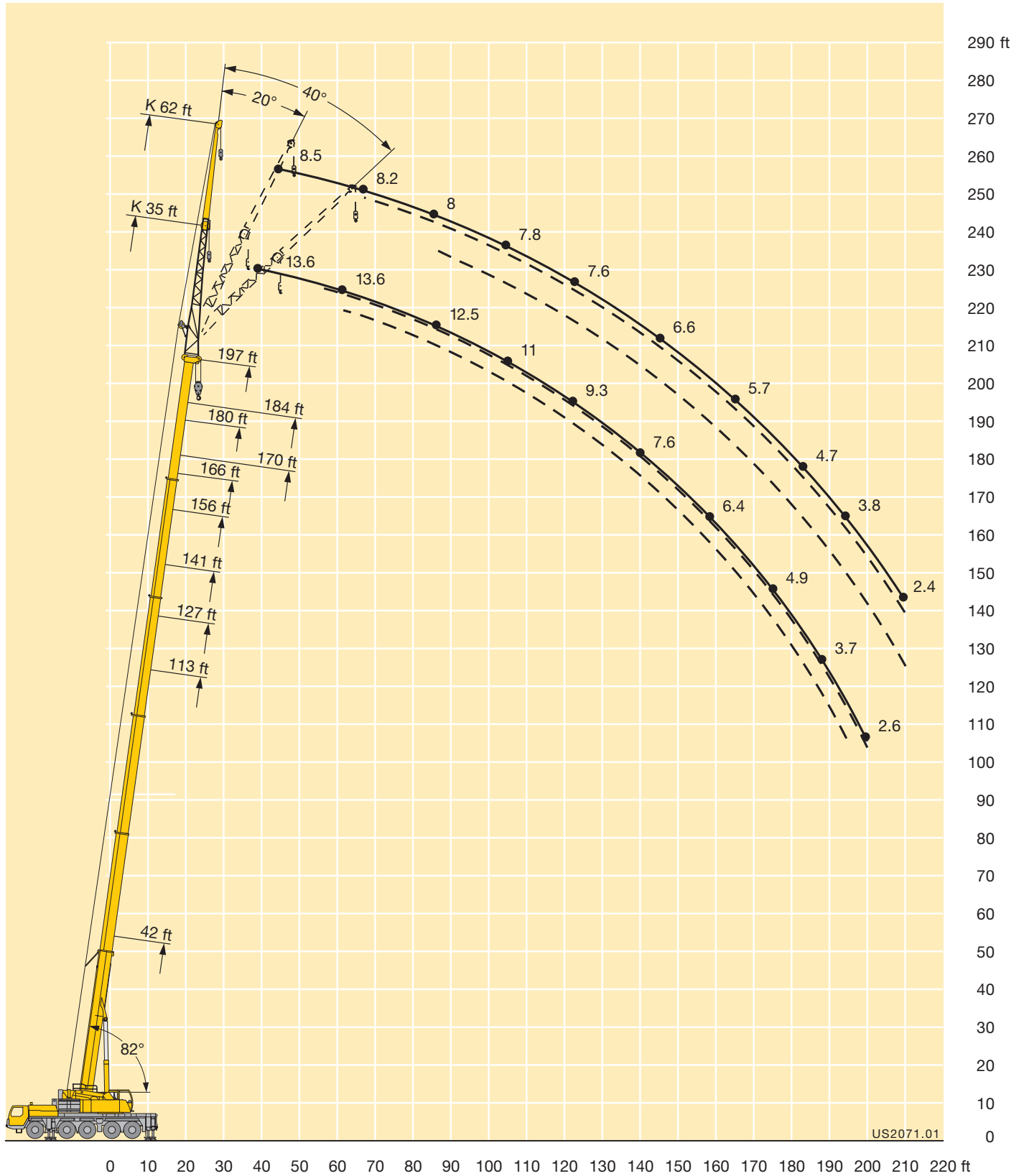
TAB 1821122 / 1820142 / 1820162



ft	166 ft			170 ft			180 ft			184 ft			197 ft			ft			
	62 ft			62 ft			62 ft			62 ft			62 ft						
	0°	20°	40°	0°	20°	40°	0°	20°	40°	0°	20°	40°	0°	20°	40°				
35	9			9.7															35
38	9			9.7						8.4			8.6						38
44	9			9.6						8.4			8.5			7.7			44
50	8.9			9.4						8.4			8.4			7.7			50
56	8.8	7.7		9.2	8.3					8.3			8.3			7.6			56
62	8.6	7.7		9.1	8.3					8.2	7.7		8.2	7.7		7.5			62
68	8.5	7.7		8.8	8.1					8.1	7.6		8.1	7.7		7.5	7.1		68
74	8.3	7.7	7.1	8.3	8	7.1				7.9	7.5		7.6	7.6		7	7.1		74
80	8	7.6	7.1	7.5	7.8	7.1				7.2	7.4	6.8	6.1	7.5	6.9	5.7	7.1		80
86	6.9	7.5	7	6.2	7.5	7.1				5.9	7.3	6.8	4.8	7.2	6.9	4.5	6.9	6.8	86
92	5.7	7.4	7	5	7	7				4.8	6.8	6.8		5.9	6.9		5.6	6.8	92
98	4.7	6.5	6.9	4	5.9	7				3.8	5.7	6.8		4.8	6.5		4.4	6.2	98
104	3.8	5.4	6.7	3.1	4.8	6.2					4.6	6.1		3.7	5.4		3.4	5.1	104
110	2.9	4.5	5.8		3.9	5.2					3.7	5.1			4.3			4.1	110
116		3.6	4.8		3	4.3					2.9	4.1			3.3			3.1	116
122		2.9	3.9			3.4						3.3							122
128			3.2																128

TAB 1821122 / 1820142 / 1820162

Lifting heights Hauteurs de levage



US2071..01

Lifting capacities on the hydraulically or mechanically variable folding jib with boom extension

Forces de levage à la fléchette pliante à variation hydraulique ou mécanique avec télescope rallongé



ft	42 ft + 23 ft			156 ft + 23 ft			166 ft + 23 ft			170 ft + 23 ft			180 ft + 23 ft			184 ft + 23 ft			197 ft + 23 ft			ft
	35 ft			35 ft			35 ft			35 ft			35 ft			35 ft			35 ft			
	0°	20°	40°	0°	20°	40°	0°	20°	40°	0°	20°	40°	0°	20°	40°	0°	20°	40°	0°	20°	40°	
12	14.6																					12
14	14.5																					14
17	14.4	14.6																				17
20	14.3	14.5																				20
23	14.1	14.4																				23
26	13.6	13.9																				26
29	13.1	13.2	13.3																			29
32	12.6	12.5	12.8	14.6																		32
35	12	11.9	12.1	14.6			12.1			12.6												35
38	11.4	11.4	11.4	14.5			12.1			12.6			10.7			11.2						38
44	10.2	10.3	10.4	14.4			12.1			12.6			10.7			11.2			9.5			44
50	9	9.4	9.5	14.3	13.8		12.1	12.1		12.6	12.6		10.7			11.1			9.4			50
56	7.9	8.5	8.8	14.1	13.4	12.4	12.1	12		12.6	12.6		10.7	10.7		11.1	11.2		9.4	9.5		56
62	7	7.7	8.1	13.8	12.8	12.1	12.1	11.7	10.7	12.5	12.3	11.2	10.7	10.7	10.2	11.1	11.2	10.7	9.4	9.5		62
68	6.3	6.8	7.3	13.3	12.2	11.5	11.9	11.2	10.6	12.3	11.8	11.1	10.7	10.6	10.1	11	11	10.6	9.4	9.5	9.2	68
74	5.6	6	6.3	12.7	11.7	11	11.5	10.8	10.2	12	11.4	10.8	10.6	10.3	9.9	10.9	10.7	10.3	9.4	9.4	9.2	74
80	4.9	5.3	5.6	12.2	11.2	10.6	11.1	10.3	9.9	11.7	11	10.4	10.4	10	9.6	10.7	10.4	10	9.3	9.3	9.2	80
86	4.5			11.7	10.7	10.1	10.6	9.9	9.5	11.3	10.5	10	10.1	9.7	9.3	10.6	10.1	9.7	9.1	9.2	9	86
92				11.1	10.3	9.8	10.1	9.5	9.2	10.9	10.1	9.7	9.7	9.3	9.1	10.3	9.7	9.4	9	8.9	8.7	92
98				10.6	9.9	9.5	9.6	9.2	8.9	10.4	9.8	9.3	9.4	9	8.8	9.9	9.4	9.1	8.8	8.7	8.5	98
104				10	9.5	9.2	9.1	8.9	8.7	10	9.4	9.1	9	8.7	8.6	9.5	9.2	8.9	8.6	8.5	8.3	104
110				9.4	9.1	8.8	8.7	8.6	8.4	9.5	9.1	8.8	8.6	8.5	8.3	9.1	8.9	8.7	8.3	8.2	8.1	110
116				8.9	8.7	8.6	8.3	8.2	8.2	9	8.7	8.6	8.2	8.2	8.1	8.7	8.6	8.5	8	7.9	7.9	116
122				8.3	8.3	8.3	7.9	7.9	7.9	8.5	8.4	8.3	7.9	7.9	7.9	8.4	8.4	8.3	7.7	7.7	7.7	122
128				7.9	7.9	8	7.4	7.5	7.6	8.1	8.1	8	7.5	7.6	7.6	8	8.1	8	7.4	7.4	7.4	128
134				7.5	7.6	7.7	7	7.2	7.3	7.7	7.7	7.8	7.2	7.3	7.4	7.7	7.7	7.8	7	7.1	7.2	134
140				7.1	7.2	7.3	6.7	6.8	7	7.3	7.4	7.5	6.9	7	7.1	7.3	7.4	7.5	6.7	6.8	6.9	140
146				6.7	6.8	6.9	6.3	6.5	6.6	7	7.1	7.2	6.5	6.7	6.8	7	7.1	7.2	6.3	6.5	6.6	146
152				6.3	6.4	6.5	5.9	6.1	6.2	6.6	6.7	6.8	6.2	6.3	6.5	6.7	6.8	6.9	6	6.2	6.3	152
158				6	6.1	6.2	5.6	5.7	5.9	6.3	6.4	6.5	5.9	6	6.2	6.4	6.5	6.6	5.6	5.8	6	158
164				5.7	5.8	5.9	5.3	5.4	5.5	6	6.1	6.2	5.6	5.7	5.8	6.1	6.2	6.3	5.3	5.5	5.7	164
170				5.4	5.5	5.5	5	5.1	5.2	5.8	5.8	5.9	5.3	5.4	5.5	5.5	5.9	6	5	5.2	5.4	170
176				5.1	5.2	5.2	4.7	4.8	4.9	5.5	5.6	5.6	5.1	5.1	5.2	4.9	5.3	5.6	4.6	4.9	5	176
182				4.9	4.9	5	4.4	4.5	4.5	5.2	5.3	5.4	4.8	4.9	5	4.3	4.7	5	4	4.4	4.7	182
188				4.6	4.7		4.1	4.2	4.2	4.7	5	5	4.5	4.6	4.7	3.7	4.1	4.3	3.5	3.9	4.1	188
194				4.4	4.5		3.9	4	4	4.1	4.4	4.5	4.1	4.3	4.4	3.1	3.5	3.6	2.9	3.3	3.5	194
200										3.6	3.8		3.5	3.8	3.9	2.6	2.9	3		2.8	3	200
210													2.7	2.9								210

TAB 1825431 / 1825151 / 1825171

Lifting capacities on the hydraulically or mechanically variable folding jib with boom extension

Forces de levage à la fléchette pliante à variation hydraulique ou mécanique avec télescope rallongé



ft	42 ft + 23 ft			156 ft + 23 ft			166 ft + 23 ft			170 ft + 23 ft			180 ft + 23 ft			184 ft + 23 ft			194 ft + 23 ft			ft	
	62 ft			62 ft			62 ft			62 ft			62 ft			62 ft			62 ft				
	0°	20°	40°	0°	20°	40°	0°	20°	40°	0°	20°	40°	0°	20°	40°	0°	20°	40°	0°	20°	40°		
14	9.2																					14	
17	9.2																					17	
20	9.1																					20	
23	9.1																					23	
26	9																					26	
29	8.9																					29	
32	8.8																					32	
35	8.7	8.5																				35	
38	8.6	8.5		9																		38	
44	8.2	8.2		9			7.8			8				7.3			7.5					44	
50	7.7	7.7	7.5	9			7.8			8				7.3			7.5			6.6		50	
56	7.2	7.2	7.3	9			7.8			8				7.3			7.5			6.6		56	
62	6.7	6.8	7	8.9	8.3		7.8			8				7.3			7.5			6.6		62	
68	6.2	6.3	6.5	8.8	8.3		7.8	7.8		8	7.8			7.3	7		7.4	7.3		6.6		68	
74	5.8	5.9	6.1	8.7	8.2		7.8	7.7		8	7.8			7.3	7		7.4	7.3		6.6	6.3	74	
80	5.3	5.6	5.8	8.5	8	7.3	7.8	7.5	6.8	8	7.7	7		7.3	7		7.4	7.3		6.6	6.3	80	
86	4.9	5.3	5.5	8.4	7.7	7.3	7.7	7.3	6.8	8	7.6	7		7.3	7	6.6	7.3	7.3	6.8	6.6	6.3	86	
92	4.4	4.9	5.2	8.1	7.4	7	7.6	7	6.7	7.9	7.3	6.9		7.2	6.9	6.5	7.3	7.1	6.8	6.5	6.3	92	
98	4	4.6	4.9	7.8	7.1	6.8	7.3	6.8	6.5	7.7	7.1	6.7		7.1	6.7	6.4	7.2	6.9	6.6	6.5	6.3	6.1	98
104	3.6	4	4.3	7.5	6.9	6.6	7.1	6.6	6.3	7.5	6.9	6.5		6.9	6.5	6.2	7.1	6.7	6.4	6.5	6.3	6	104
110	3.3	3.6	4.2	7.2	6.7	6.4	6.9	6.4	6.1	7.2	6.6	6.4		6.8	6.3	6.1	7	6.5	6.3	6.4	6.1	5.9	110
116	3	3.2		7	6.5	6.2	6.6	6.2	6	6.9	6.4	6.2		6.6	6.1	5.9	6.8	6.3	6.1	6.3	5.9	5.8	116
122				6.7	6.3	6.1	6.4	6	5.8	6.7	6.2	6		6.3	5.9	5.7	6.6	6.1	5.9	6.1	5.8	5.6	122
128				6.5	6.1	5.9	6.2	5.8	5.7	6.5	6.1	5.9		6.1	5.8	5.6	6.4	6	5.8	6	5.7	5.5	128
134				6.3	5.9	5.7	6	5.6	5.5	6.3	5.9	5.7		5.9	5.6	5.5	6.2	5.8	5.7	5.8	5.5	5.4	134
140				6.1	5.7	5.6	5.8	5.5	5.4	6.1	5.7	5.6		5.8	5.5	5.4	6	5.7	5.6	5.7	5.4	5.3	140
146				5.8	5.6	5.5	5.6	5.3	5.3	5.9	5.6	5.5		5.6	5.3	5.2	5.9	5.5	5.4	5.5	5.3	5.2	146
152				5.6	5.4	5.3	5.4	5.2	5.1	5.7	5.4	5.3		5.4	5.2	5.1	5.7	5.4	5.3	5.3	5.1	5.1	152
158				5.3	5.2	5.2	5.1	5.1	5	5.5	5.3	5.3		5.3	5.1	5	5.5	5.3	5.2	5.1	5	5	158
164				5.1	5.1	5.1	4.9	4.9	4.9	5.3	5.1	5.1		5	4.9	4.9	5.4	5.2	5.1	4.9	4.9	4.9	164
170				4.9	4.9	5	4.6	4.7	4.7	5.1	5	5		4.8	4.8	4.8	5.1	5	5	4.7	4.7	4.8	170
176				4.6	4.8	4.9	4.3	4.5	4.6	4.9	4.8	4.9		4.6	4.7	4.7	4.9	4.9	4.9	4.6	4.6	4.7	176
182				4.4	4.6	4.7	4	4.2	4.4	4.6	4.7	4.8		4.3	4.5	4.6	4.6	4.7	4.8	4.4	4.5	4.6	182
188				4.2	4.3	4.4	3.8	4	4.2	4.4	4.5	4.6		4.1	4.2	4.4	4.2	4.6	4.7	3.9	4.3	4.5	188
194				3.9	4.1	4.2	3.6	3.8	3.9	4.2	4.3	4.5		3.9	4	4.2	3.6	4.3	4.5	3.5	4.1	4.3	194
200				3.7	3.8	4	3.3	3.6	3.7	4	4.2	4.3		3.7	3.8	4	3.2	3.8	4.2	3	3.7	4	200
210				3.4	3.5		3	3.2	3.2	3.4	3.8	3.9		3.2	3.5	3.6	2.4	3	3.3	2.3	2.9	3.2	210
220							2.7	2.8		2.6	3			2.5	3	3.1							220
230							2.4			2.2					2.2	2.2							230

TAB 1825431 / 1825151 / 1825171

Lifting capacities on the hydraulically or mechanically variable folding jib with boom extension

Forces de levage à la fléchette pliante à variation hydraulique ou mécanique avec télescope rallongé


		42-197 ft			23 ft			35 ft			360°			14600 lbs			85%							
ft	ft	42 ft + 23 ft			156 ft + 23 ft			166 ft + 23 ft			170 ft + 23 ft			180 ft + 23 ft			184 ft + 23 ft			197 ft + 23 ft			ft	
		35 ft			35 ft			35 ft			35 ft			35 ft			35 ft			35 ft				
		0°	20°	40°	0°	20°	40°	0°	20°	40°	0°	20°	40°	0°	20°	40°	0°	20°	40°	0°	20°	40°		
12		13.2																				12		
14		13.2																				14		
17		13.1	13.2																			17		
20		13	13.2																			20		
23		12.8	13.1																			23		
26		12.4	12.6																			26		
29		11.9	12	12.1																		29		
32		11.4	11.4	11.6	13.2																	32		
35		10.9	10.9	11	13.2			11			11.5											35		
38		10.4	10.3	10.4	13.2			11			11.5			9.7			10.1					38		
44		9.3	9.4	9.5	13.1			11			11.5			9.7			10.1				8.6	44		
50		8.2	8.6	8.7	13	12.5		11	11		11.5	11.5		9.7			10.1				8.6	50		
56		7.2	7.8	8	12.8	12.2	11.2	11	10.9		11.5	11.4		9.7	9.7		10.1	10.1			8.6	8.6	56	
62		6.4	7	7.4	12.4	11.7	11	11	10.6	9.7	11.2	11.2	10.1	9.7	9.7	9.3	9.7	10.1	9.7		8.6	8.6	62	
68		5.7	6.2	6.6	11.2	11.1	10.5	10.4	10.2	9.6	10	10.7	10.1	9.2	9.6	9.2	8.5	9.7	9.6		7.9	8.6	8.4	68
74		5.1	5.5	5.8	9.3	10.4	10	9	9.7	9.3	8.2	9.7	9.8	7.9	9.1	9	6.8	8.4	9.2		6.4	8	8.3	74
80		4.5	4.8	5.1	7.8	9.1	9.5	7.4	8.8	8.9	6.7	8.1	9.2	6.4	7.8	8.6	5.3	6.8	8		4.9	6.4	7.7	80
86		4.1			6.4	7.6	8.6	6.1	7.3	8.3	5.3	6.6	7.6	5.1	6.4	7.4	5.4	6.5			5		6.2	86
92					5.2	6.3	7.2	4.9	6	6.9	4.2	5.3	6.3		5.1	6.1					5.2		4.9	92
98					4.1	5.1	5.9	3.9	4.9	5.7	3.1	4.2	5.1		4	4.9					4		3.7	98
104					3.2	4.1	4.9		3.9	4.7		3.2	4		3.1	3.9								104
110						3.2	3.9		3	3.7			3.1											110
116							3																	116

TAB 1821242 / 1820262 / 1820282

		42-197 ft			23 ft			62 ft			360°			14600 lbs			85%						
ft	ft	42 ft + 23 ft			156 ft + 23 ft			166 ft + 23 ft			170 ft + 23 ft			180 ft + 23 ft			184 ft + 23 ft			194 ft + 23 ft			ft
		62 ft			62 ft			62 ft			62 ft			62 ft			62 ft			62 ft			
		0°	20°	40°	0°	20°	40°	0°	20°	40°	0°	20°	40°	0°	20°	40°	0°	20°	40°	0°	20°	40°	
14		8.4																					14
17		8.4																					17
20		8.3																					20
23		8.2																					23
26		8.2																					26
29		8.1																					29
32		8																					32
35		7.9	7.7																				35
38		7.8	7.7		8.2																		38
44		7.4	7.5		8.2			7.1			7.3			6.6			6.8						44
50		7	7	6.8	8.2			7.1			7.3			6.6			6.8			6			50
56		6.5	6.6	6.7	8.1			7.1			7.3			6.6			6.8			6			56
62		6.1	6.1	6.3	8.1	7.5		7.1			7.3			6.6			6.8			6			62
68		5.7	5.7	5.9	8	7.5		7.1	7.1		7.3	7.1		6.6	6.4		6.8	6.6		6			68
74		5.3	5.4	5.6	7.9	7.4		7.1	7		7.3	7.1		6.6	6.4		6.5	6.6		5.9	5.7		74
80		4.9	5.1	5.2	7.6	7.2	6.6	7	6.8	6.2	7	7	6.4	6.4	6.4		5.7	6.6		5.4	5.7		80
86		4.4	4.8	5	6.7	7	6.6	6.4	6.6	6.2	5.7	6.9	6.4	5.4	6.4	6	4.4	6.5	6.2		5.7		86
92		4	4.5	4.7	5.6	6.7	6.4	5.3	6.4	6.1	4.6	6.6	6.3	4.3	6.2	6		5.5	6.2		5.3		92
98		3.6	4.1	4.4	4.6	6.3	6.2	4.2	6	5.9	3.6	5.5	6.1	3.3	5.3	5.8		4.4	6		4.2	5.5	98
104		3.3	3.7	3.9	3.6	5.3	6	3.3	5.1	5.7		4.5	5.9		4.2	5.7		3.4	5.1		3.2	4.8	104
110		3	3.2	3.8		4.4	5.6		4.1	5.3		3.6	5		3.3	4.8			4.1			3.9	110
116		2.7	3			3.6	4.8		3.3	4.6			4		3.9				3.1			3	116
122						2.8	3.9			3.7			3.2		3								122
128							3.1			2.9													128

TAB 1821242 / 1820262 / 1820282

Lifting heights Hauteurs de levage



Lifting capacities on the hydraulically or mechanically variable folding jib with boom extension

Forces de levage à la fléchette pliante à variation hydraulique ou mécanique avec télescope rallongé



ft	42 ft + 46 ft			156 ft + 46 ft			166 ft + 46 ft			170 ft + 46 ft			180 ft + 46 ft			184 ft + 46 ft			194 ft + 46 ft			ft
	35 ft			35 ft			35 ft			35 ft			35 ft			35 ft			35 ft			
	0°	20°	40°	0°	20°	40°	0°	20°	40°	0°	20°	40°	0°	20°	40°	0°	20°	40°	0°	20°	40°	
14	9.7																					14
17	9.7																					17
20	9.7																					20
23	9.7																					23
26	9.6	9.7																				26
29	9.4	9.6																				29
32	9.2	9.4	9																			32
35	8.9	9.1	9																			35
38	8.5	8.7	8.8	9.7																		38
44	7.9	8	8.2	9.7			8.3			8.5			7.3			7.5						44
50	7.3	7.4	7.5	9.7	9.7		8.3			8.5			7.3			7.5			6.6			50
56	6.7	6.8	7	9.6	9.5		8.3	8.3		8.5	8.5		7.3	7.3		7.5			6.6			56
62	6.2	6.3	6.4	9.4	9.2	8.7	8.3	8.3	8	8.5	8.5	8.3	7.3	7.3		7.5	7.5		6.6	6.6		62
68	5.8	5.9	6	9.2	8.8	8.6	8.2	8.1	7.9	8.5	8.4	8.2	7.3	7.3	7.3	7.5	7.5	7.5	6.6	6.6		68
74	5.3	5.4	5.6	8.8	8.5	8.2	8.1	7.9	7.7	8.3	8.2	8	7.3	7.3	7.3	7.5	7.5	7.5	6.5	6.6	6.6	74
80	4.8	5	5.2	8.5	8.1	7.9	7.8	7.6	7.4	8.1	7.9	7.7	7.3	7.2	7.2	7.4	7.4	7.4	6.5	6.6	6.6	80
86	4.3	4.6	4.8	8.1	7.8	7.6	7.5	7.3	7.1	7.9	7.6	7.4	7.2	7	6.9	7.3	7.3	7.2	6.5	6.5	6.5	86
92	3.9	4.1	4.4	7.8	7.4	7.3	7.3	7	6.9	7.7	7.3	7.2	7	6.8	6.7	7.2	7.1	6.9	6.4	6.5	6.5	92
98	3.4	3.7	3.8	7.5	7.1	7	7	6.7	6.6	7.4	7.1	6.9	6.8	6.6	6.5	7.1	6.9	6.7	6.3	6.3	6.3	98
104	3	3.2	3.5	7.2	6.9	6.7	6.8	6.5	6.4	7.1	6.8	6.7	6.6	6.4	6.3	6.9	6.6	6.5	6.3	6.1	6.1	104
110	2.7	2.8		6.9	6.6	6.5	6.5	6.3	6.1	6.9	6.6	6.4	6.4	6.1	6.1	6.7	6.4	6.3	6.1	6	5.9	110
116				6.6	6.4	6.3	6.2	6.1	5.9	6.6	6.4	6.2	6.2	6	5.9	6.5	6.2	6.1	6	5.8	5.7	116
122				6.4	6.1	6.1	6	5.8	5.8	6.4	6.1	6	6	5.8	5.7	6.2	6	5.9	5.8	5.6	5.6	122
128				6.2	5.9	5.9	5.8	5.6	5.6	6.2	5.9	5.8	5.8	5.6	5.5	6	5.8	5.7	5.6	5.4	5.4	128
134				5.9	5.7	5.7	5.6	5.4	5.4	5.9	5.7	5.7	5.6	5.4	5.4	5.8	5.6	5.6	5.5	5.3	5.3	134
140				5.7	5.5	5.5	5.4	5.3	5.2	5.7	5.5	5.5	5.4	5.2	5.2	5.7	5.5	5.4	5.3	5.1	5.1	140
146				5.4	5.3	5.3	5.2	5.1	5.1	5.5	5.4	5.3	5.2	5.1	5.1	5.5	5.3	5.3	5.1	5	5	146
152				5.1	5.1	5.1	5	4.9	4.9	5.3	5.2	5.2	5	5	4.9	5.3	5.2	5.1	4.9	4.8	4.8	152
158				4.9	4.9	4.9	4.7	4.7	4.7	5.1	5	5	4.9	4.8	4.8	5.1	5	5	4.7	4.7	4.7	158
164				4.6	4.7	4.7	4.4	4.4	4.5	4.9	4.8	4.8	4.6	4.7	4.7	4.9	4.9	4.9	4.5	4.5	4.6	164
170				4.4	4.5	4.6	4.1	4.2	4.3	4.6	4.6	4.7	4.4	4.4	4.5	4.7	4.7	4.7	4.3	4.4	4.4	170
176				4.2	4.2	4.3	3.8	4	4	4.4	4.4	4.5	4.1	4.2	4.3	4.4	4.5	4.6	4.1	4.2	4.3	176
182				3.9	4	4.1	3.6	3.7	3.8	4.2	4.2	4.3	3.9	4	4	3.9	4.3	4.4	3.7	4	4.1	182
188				3.7	3.8	3.8	3.3	3.5	3.5	4	4	4.1	3.6	3.7	3.8	3.4	3.8	4	3.2	3.6	3.8	188
194				3.5	3.5	3.6	3.1	3.2	3.3	3.7	3.8	3.9	3.4	3.5	3.6	2.9	3.3	3.5	2.7	3.1	3.3	194
200				3.3	3.3	3.3	2.9	3	3	3.4	3.6	3.7	3.1	3.3	3.4		2.7	2.9		2.6	2.8	200
210				2.9	3		2.5	2.6	2.6	2.5	2.8	2.9	2.4	2.7	2.9							210
220							2.2	2.3														220

TAB 1825191 / 1825211 / 1825231

Lifting capacities on the hydraulically or mechanically variable folding jib with boom extension

Forces de levage à la fléchette pliante à variation hydraulique ou mécanique avec télescope rallongé



ft	42 ft + 46 ft			156 ft + 46 ft			166 ft + 46 ft			170 ft + 46 ft			180 ft + 46 ft			184 ft + 46 ft			194 ft + 46 ft			ft
	62 ft			62 ft			62 ft			62 ft			62 ft			62 ft			62 ft			
	0°	20°	40°	0°	20°	40°	0°	20°	40°	0°	20°	40°	0°	20°	40°	0°	20°	40°	0°	20°	40°	
17	6.6																					17
20	6.6																					20
23	6.6																					23
26	6.6																					26
29	6.6																					29
32	6.5																					32
35	6.5																					35
38	6.4	6.6																				38
44	6.2	6.5		6.6																		44
50	6	6.3		6.6			5.6			5.8			4.9			5.1						50
56	5.6	5.9	5.8	6.5			5.6			5.8			4.9			5.1				4.4		56
62	5.2	5.4	5.7	6.5			5.6			5.8			4.9			5.1				4.4		62
68	4.9	5	5.3	6.5	6.3		5.6			5.8			4.9			5.1				4.4		68
74	4.5	4.7	4.9	6.4	6.3		5.6	5.6		5.8	5.8		4.9	4.9		5.1	5.1			4.4		74
80	4.2	4.4	4.6	6.3	6.2		5.6	5.6		5.7	5.8		4.9	4.9		5	5.1			4.4	4.4	80
86	3.9	4.1	4.3	6.1	6	5.6	5.5	5.6	5.1	5.6	5.8	5.3	4.9	4.9		5	5.1			4.3	4.4	86
92	3.7	3.8	4	6	5.8	5.6	5.4	5.4	5.1	5.6	5.6	5.3	4.9	4.9		5	5.1			4.3	4.4	92
98	3.5	3.6	3.7	5.8	5.5	5.4	5.3	5.2	5.1	5.5	5.4	5.3	4.9	4.9	4.9	4.9	5.1	5.1		4.3	4.4	98
104	3.2	3.4	3.5	5.6	5.3	5.2	5.2	5	4.9	5.5	5.2	5.1	4.9	4.8	4.8	4.9	5	4.9	4.3	4.4	4.4	104
110	3	3.2	3.3	5.4	5.1	5	5.1	4.8	4.7	5.3	5	4.9	4.9	4.7	4.6	4.9	4.8	4.8	4.3	4.4	4.4	110
116	2.8	3	3.1	5.2	4.9	4.8	4.9	4.6	4.6	5.1	4.9	4.7	4.8	4.6	4.5	4.8	4.7	4.6	4.3	4.3	4.3	116
122	2.7	2.8	2.8	5	4.7	4.6	4.7	4.5	4.4	4.9	4.7	4.6	4.6	4.4	4.3	4.7	4.6	4.5	4.2	4.2	4.2	122
128	2.5	2.6	2.5	4.7	4.5	4.5	4.5	4.3	4.2	4.7	4.5	4.4	4.4	4.2	4.2	4.6	4.4	4.3	4.1	4.1	4.1	128
134	2.4	2.4		4.6	4.4	4.3	4.3	4.1	4.1	4.6	4.3	4.3	4.3	4.1	4	4.4	4.3	4.2	4	4	4	134
140				4.4	4.2	4.1	4.1	4	4	4.4	4.2	4.1	4.1	4	3.9	4.3	4.1	4.1	3.9	3.8	3.8	140
146				4.2	4	4	4	3.8	3.8	4.2	4	4	4	3.8	3.8	4.1	4	3.9	3.8	3.7	3.7	146
152				4.1	3.9	3.9	3.9	3.7	3.7	4.1	3.9	3.9	3.8	3.7	3.7	4	3.9	3.8	3.7	3.6	3.6	152
158				3.9	3.8	3.8	3.7	3.6	3.6	3.9	3.8	3.8	3.7	3.6	3.6	3.9	3.7	3.7	3.6	3.5	3.5	158
164				3.8	3.6	3.6	3.6	3.5	3.5	3.8	3.7	3.6	3.6	3.5	3.4	3.8	3.6	3.6	3.5	3.4	3.4	164
170				3.6	3.5	3.5	3.4	3.4	3.4	3.7	3.5	3.5	3.5	3.4	3.4	3.7	3.5	3.5	3.4	3.3	3.3	170
176				3.5	3.4	3.4	3.3	3.2	3.2	3.6	3.4	3.4	3.4	3.2	3.3	3.5	3.4	3.4	3.3	3.2	3.2	176
182				3.4	3.3	3.3	3.1	3.1	3.2	3.4	3.3	3.3	3.2	3.2	3.2	3.4	3.3	3.3	3.2	3.1	3.1	182
188				3.2	3.2	3.2	3	3	3	3.3	3.2	3.2	3.1	3	3.1	3.3	3.2	3.2	3.1	3	3.1	188
194				3.1	3.1	3.1	2.8	2.9	2.9	3.2	3.1	3.2	2.9	2.9	3	3.1	3.2	2.9	3	3	3	194
200				2.9	3	3	2.6	2.8	2.8	3.1	3	3.1	2.8	2.8	2.9	2.7	3	3.1	2.5	2.9	2.9	200
210				2.6	2.7	2.7	2.3	2.5	2.6	2.8	2.9	3	2.5	2.6	2.7		2.6	2.9		2.4	2.7	210
220				2.3	2.4	2.5		2.1	2.2		2.6	2.7		2.4	2.5							220
230				2	2.1	2.2						2.2			2.2							230

TAB 1825191 / 1825211 / 1825231

Lifting capacities on the hydraulically or mechanically variable folding jib with boom extension

Forces de levage à la fléchette pliante à variation hydraulique ou mécanique avec télescope rallongé

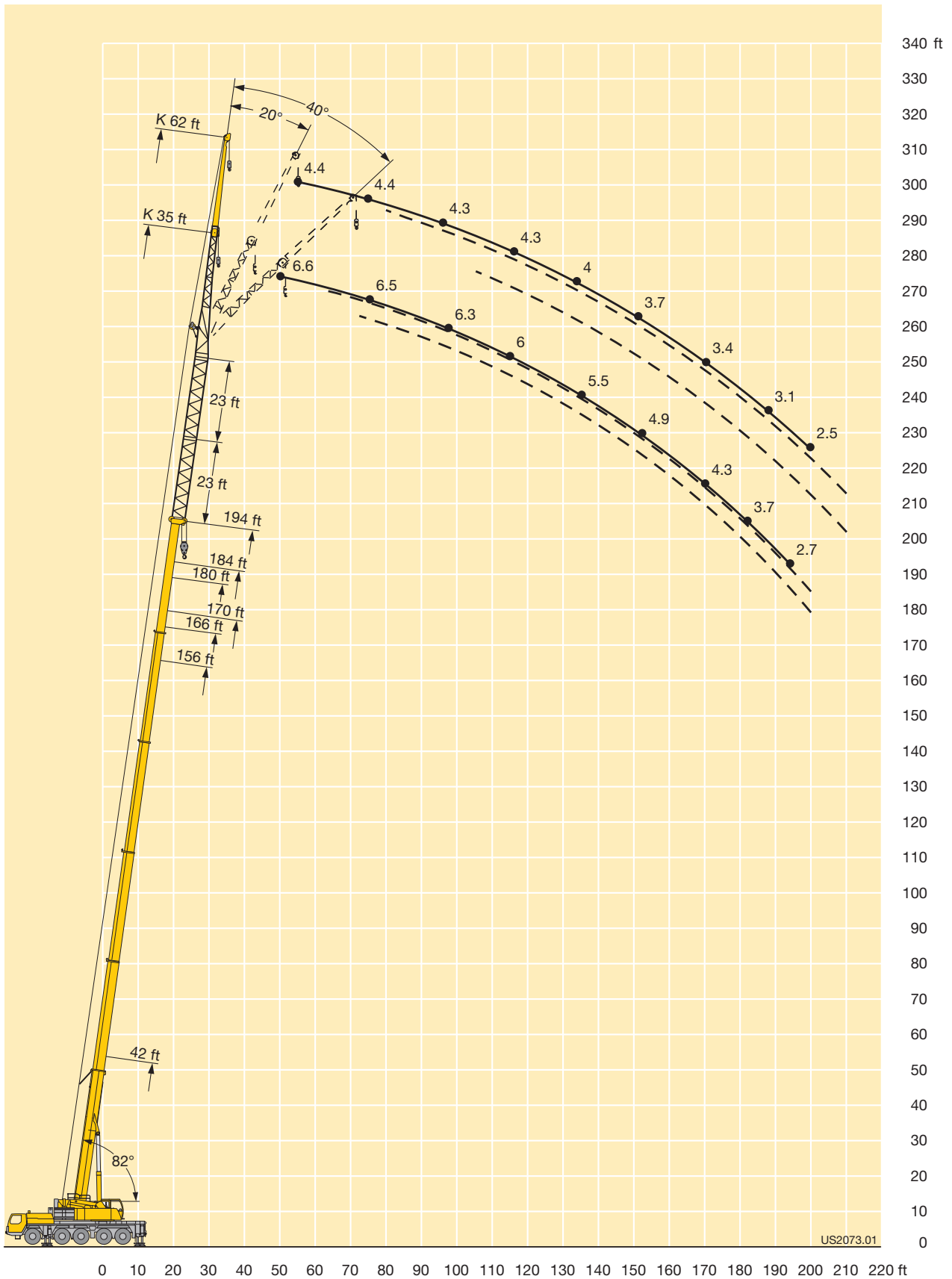
ft	42-194 ft		46 ft		35 ft		360°		14600 lbs		85%		ft						
	42 ft + 46 ft		156 ft + 46 ft		166 ft + 46 ft		170 ft + 46 ft		180 ft + 46 ft		184 ft + 46 ft			194 ft + 46 ft					
	35 ft			35 ft			35 ft			35 ft				35 ft					
	0°	20°	40°	0°	20°	40°	0°	20°	40°	0°	20°	40°	0°	20°	40°	0°	20°	40°	
14	8.8																		14
17	8.8																		17
20	8.8																		20
23	8.8																		23
26	8.7	8.8																	26
29	8.6	8.8																	29
32	8.4	8.5	8.2																32
35	8.1	8.2	8.2																35
38	7.7	7.9	8	8.8															38
44	7.2	7.3	7.5	8.8			7.5			7.7			6.6			6.8			44
50	6.6	6.7	6.9	8.8	8.8		7.5			7.7			6.6			6.8		6	50
56	6.1	6.2	6.3	8.7	8.7		7.5	7.5		7.7	7.7		6.6	6.6		6.8		6	56
62	5.7	5.7	5.9	8.6	8.4	7.9	7.5	7.5	7.3	7.7	7.7	7.5	6.6	6.6		6.8	6.8	6	62
68	5.2	5.3	5.5	8.4	8	7.8	7.5	7.4	7.2	7.7	7.7	7.5	6.6	6.6	6.6	6.8	6.8	6	68
74	4.8	4.9	5.1	8	7.7	7.5	7.4	7.2	7	7.3	7.5	7.3	6.5	6.6	6.6	6.3	6.8	6.8	74
80	4.3	4.6	4.7	7.3	7.4	7.2	6.9	6.9	6.7	6.2	7.1	7	5.9	6.5	6.5	4.9	6.3	6.7	80
86	3.9	4.2	4.4	5.9	7	6.9	5.6	6.5	6.5	4.9	6.2	6.7	4.6	5.9	6.3		5	6.1	86
92	3.5	3.8	4	4.8	5.9	6.6	4.4	5.6	6.2		5	6		4.7	5.7			4.8	92
98	3.1	3.3	3.5	3.7	4.8	5.6	3.4	4.5	5.3		3.9	4.8		3.6	4.5			3.7	98
104	2.7	2.9	3.1		3.8	4.6		3.5	4.3						3.5				104
110	2.4	2.5			3.6				3.4										110

TAB 1821302 / 1820322 / 1820342

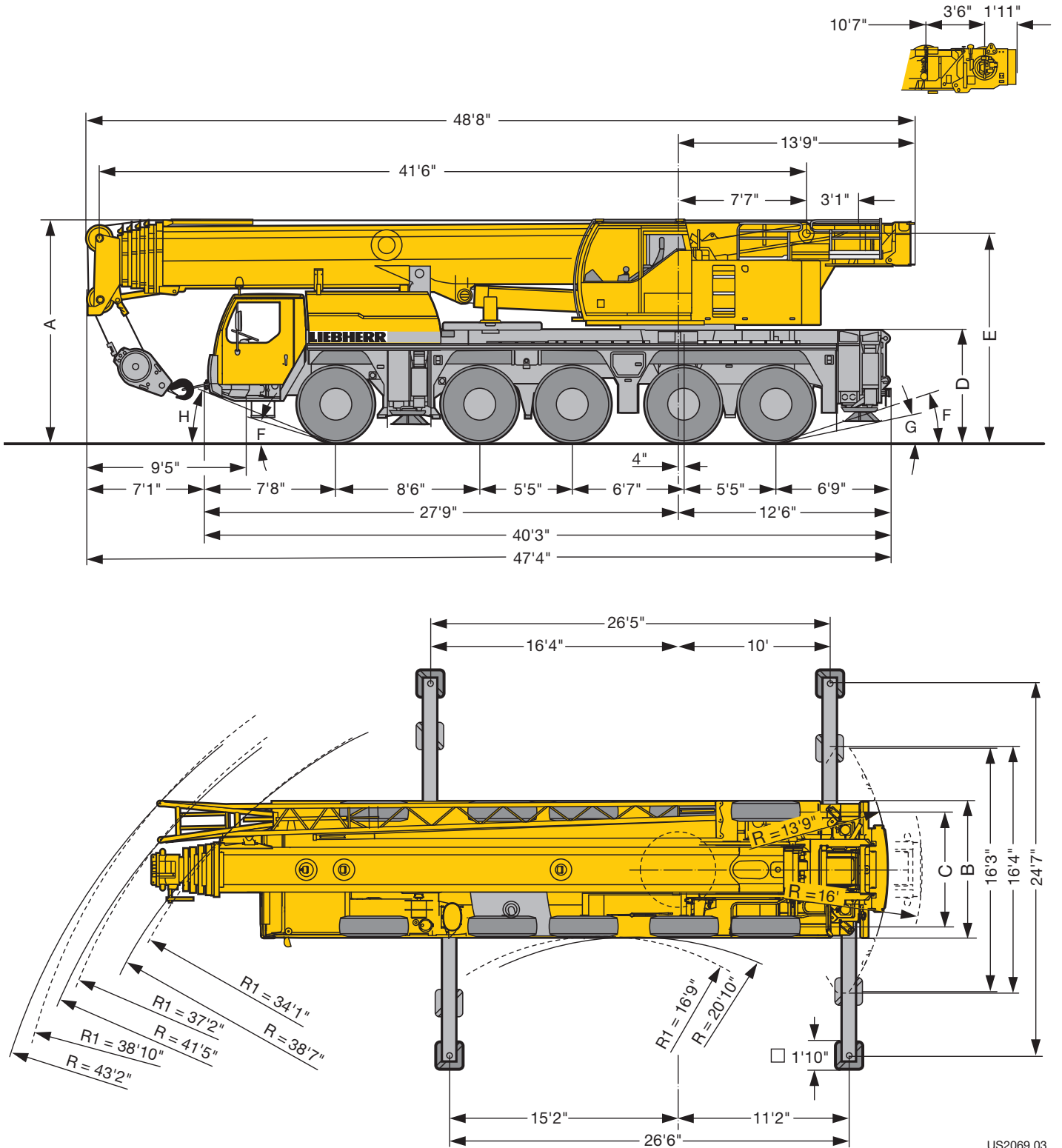
ft	42-194 ft		46 ft		62 ft		360°		14600 lbs		85%		ft						
	42 ft + 46 ft		156 ft + 46 ft		166 ft + 46 ft		170 ft + 46 ft		180 ft + 46 ft		184 ft + 46 ft			194 ft + 46 ft					
	62 ft			62 ft			62 ft			62 ft				62 ft					
	0°	20°	40°	0°	20°	40°	0°	20°	40°	0°	20°	40°	0°	20°	40°	0°	20°	40°	
17	6																		17
20	6																		20
23	6																		23
26	6																		26
29	6																		29
32	5.9																		32
35	5.9																		35
38	5.8	6																	38
44	5.6	5.9		6															44
50	5.4	5.7		6			5.1			5.3			4.4			4.6			50
56	5.1	5.3	5.3	5.9			5.1			5.3			4.4			4.6		4	56
62	4.8	4.9	5.1	5.9			5.1			5.3			4.4			4.6		4	62
68	4.4	4.6	4.8	5.9	5.7		5.1			5.3			4.4			4.6		4	68
74	4.1	4.3	4.5	5.8	5.7		5.1	5.1		5.2	5.3		4.4	4.4		4.6	4.6	4	74
80	3.8	4	4.2	5.7	5.7		5.1	5.1		5.2	5.3		4.4	4.4		4.5	4.6	3.9	80
86	3.6	3.7	3.9	5.5	5.5	5.1	5	5.1	4.6	5	5.2	4.9	4.3	4.4		4.6		4	86
92	3.4	3.5	3.6	5.1	5.2	5.1	4.7	4.9	4.6	4	5.1	4.9		4.4		4.6		4	92
98	3.1	3.2	3.4	4	5	4.9	3.7	4.7	4.6	3.1	4.9	4.8		4.4	4.4	4	4.6	3.7	98
104	2.9	3.1	3.2	3.1	4.8	4.7		4.5	4.4		4.1	4.6		3.8	4.3	3	4.5		104
110	2.7	2.9	3		4	4.5		3.7	4.3		3.2	4.4		2.9	4.2		3.7		110
116	2.6	2.7	2.8		3.2	4.2		2.9	4						3.5		2.8		116
122	2.4	2.5	2.6		3.6	3.6			3.4										122
128	2.3	2.4	2.3		2.8														128
134	2.2	2.2																	134

TAB 1821302 / 1820322 / 1820342

Lifting heights Hauteurs de levage



Dimensions Encombrement



US2069.03

R₁ = All-wheel steering · Direction toutes roues

Dimensions · Encombrement									
	A	A 4" *	B	C	D	E	F	G	H
16.00 R 25	13'1"	12'10"	9'	7'7"	6'9"	12'4"	22°	14°	26°
20.5 R 25	13'1"	12'10"	9'4"	7'7"	6'9"	12'4"	22°	14°	26°

* lowered · abaissé

Weights Poids



Axle Essieu	1	2	3	4	5	Total weight lbs Poids total lbs
lbs	26400	26400	26400	26400	26400	132000 ¹⁾

¹⁾ with 19800 lbs counterweight · avec contrepoids 19800 lbs



Load (kips) Forces de levage kips	No. of sheaves Poulies	No. of lines Brins	Weight lbs Poids lbs
242.5	7	14	2730
198.8	5	11	1980
130	3	7	1540
57.5	1	3	990
19.4	-	1	550

Working speeds Vitesses



		1	2	3	4	5	6	7	8	9	10	11	12	R 1	R 2	
16.00 R 25 20.5 R 25	mph	1.2 – 3.5	4.5	5.8	7.5	9.5	12.2	16.1	20.6	26.6	34.2	43.4	50	1.3 – 3.8	4.9	43 %
		0.53 – 1.6	2	2.6	3.3	4.2	5.3	7	9	11.6	14.9	18.9	24.2	0.57 – 1.7	2.1	55 %



Drive Mécanismes	ininitely variable en continu	Rope diameter / Rope length Diamètre du câble / Longueur du câble	Max. single line pull Effort au brin maxi.
	0 – 360 ft/min single line ft/min au brin simple	7/8" / 820 ft	19400 lbs
	0 – 360 ft/min single line ft/min au brin simple	7/8" / 820 ft	19400 lbs
	0 – 1.5 rpm		
	approx. 65 seconds to reach 82° boom angle env. 65 s jusqu'à 82°		
	approx. 511 seconds for boom extension from 42 ft – 197 ft env. 511 s pour passer de 42 ft – 197 ft		

Equipment Equipment

Crane carrier

Frame	Self-manufactured, weight-optimized and torsion resistant box-type design of high-tensile structural steel.
Outriggers	4-point supporting system, hydraulically telescopic into horizontal and vertical direction. Automatic levelling of crane. Electronic inclination indicator.
Engine	6-cylinder Diesel, make Liebherr, type D846 A7, watercooled, output 370 kW (503 h.p.) at 1900 rpm, max. torque 1737 lbs-ft at 1200 rpm – 1500 rpm. Exhaust emissions acc. to 97/68/EG stage 3 and EPA/CARB Tier 3. Fuel reservoir: 127 gallons.
Transmission	ZF 12-speed gear box with automatic control system AS-TRONIC. ZF-intarder fitted directly to the gear. Two-stage transfer case with lockable transfer differential.
Axles	Welded design, made of high-tensile fine grained steel. All axles steerable. Axles 2, 4 and 5 are planetary axles with differential locks.
Suspension	All axles are mounted on hydropneumatic suspension – “Niveaumatik suspension” and are lockable hydraulically.
Tyres	10 tyres, size: 16.00 R 25.
Steering	ZF-servocom power steering, dual circuit system with hydraulic servo system and auxiliary pump system, driven by the axle. At road displacement, axles 3, 4 and 5 electrohydraulically speed-dependent and from 18.6 mph, axles 3 and 4 are fixed to straight displacement. From 37.2 mph, axle 5 is fixed straight. Steering according to EG directive 70/311 EWG.
Brakes	Service brake: all-wheel servo-air brake, all axles are equipped with disc brakes, dual circuit. Parking brake: Spring brake actuator, acting on the wheels of the 2 nd and 5 th axle. Sustained-action brakes: Engine brake as exhaust retarder with Liebherr additional brake system ZBS. Intarder on gear. Brakes acc. to EG directives 71/320 EWG.
Driver's cab	Spacious, steel made, corrosion resistant cab, cataphoretic dip-primed, on resilient suspension with hydraulic shock absorbers, sound and heat absorbing internal panelling acc. to EG directive, safety glazing, operating and control instruments, comfortably equipped.
Electrical system	Modern data bus technique, 24 Volt DC, 2 batteries of 170 Ah each, lighting acc. to traffic regulations.

Crane superstructure

Frame	Self-manufactured, weight-optimized and torsion resistant welded design of high-tensile structural steel; linked by a triple-row roller slewing rim to the carrier for continuous rotation.
Crane engine	4-cylinder Diesel, make Liebherr, type D934S A6, watercooled, output 145 kW (197 h.p.) at 1800 rpm, max. torque 678 lbs-ft at 1100 rpm – 1500 rpm. Exhaust emissions acc. to 97/68/EG stage 3 and EPA/CARB Tier 3. Fuel reservoir: 66 gallons.
Crane drive	Diesel-hydraulic, with 2 axial piston variable displacement pumps, with servo-control and capacity control, 1 double gear pump, open controlled oil circuits. Compact hydraulic drive flanged to the Diesel engine. Drive assembly completely enclosed for noise abatement.
Control	Electric „Load Sensing“ control, simultaneous operation of 4 working motions, 2 self-centering hand control levers (joy-stick type).
Hoist gear	Axial piston fixed displacement motor, Liebherr hoist drum with integrated planetary gear and spring-loaded static brake.
Luffing gear	1 differential ram with pilot-controlled brake valve.
Slewing gear	Axial piston fixed displacement motor, planetary gear, spring-loaded static brake. Slewing gear invertible from released to locked as standard feature.
Crane cab	All-steel construction, entirely galvanized, powder coated, with safety glazing, operating and control instruments, comfortably equipped, cab tiltable backwards.
Safety devices	LICCON safe load indicator, test system, hoist limit switch, safety valves to prevent pipe and hose ruptures.
Telescopic boom	Buckling and torsion resistant design of high-tensile structural steel, oviform boom profile, 1 base section and 5 telescopic sections. All telescopic sections hydraulically extendable independent of one another. Rapid-cycle telescoping system “Telematik”. Boom length: 42 ft – 197 ft.
Counterweight	64600 lbs basic counterweight.
Electrical system	Modern data bus technique, 24 Volt DC, 2 batteries of 170 Ah each.

Additional equipment

Swing-away jib	35 ft – 62 ft long, mountable to the telescopic boom at 0°, 20° or 40°. Hydraulic ram for operating the swing-away jib from 0° – 40° (option).
Telescopic boom extension	23 ft – 46 ft long lattice section, thus higher pinning point for swing-away jib.
2nd hoist gear	For two-hook operation or for operation with swing-away jib if the hoist rope shall remain reeved.
Tyres	10 tyres, size 20.5 R 25.
Drive 10 x 8	Additional drive of the 1 st axle.
Additional counterweight	28000 lbs for a total counterweight of 92600 lbs.

Other items of equipment available on request.

Equipment Équipement

Châssis porteur

Cadre	Construction en caisse résistante à la torsion et optimisée en poids réalisée par Liebherr en acier de construction à grain fin très rigide.
Calage	Dispositif de calage horizontal et vertical en 4 points, entièrement déployable hydrauliquement. Nivellement automatique du calage. Indicateurs électroniques d'inclinaison.
Moteur	Moteur diesel, 6 cylindres, fabriqué par Liebherr, de type D846 A7, à refroidissement par eau, de 370 kW (503 ch) à 1900 rpm, couple max. 1737 lbs-ft à 1200 rpm – 1500 rpm. Emissions des gaz d'échappement conformes aux directives 97/68/EG partie 3 et EPA/CARB Tier 3. Capacité du réservoir à carburant: 127 gallons.
Boîte de vitesse	Boîte de vitesses ZF à 12 rapports, mécanisme automatisé à commande AS-TRONIC. Ralentisseur hydrodynamique ZF directement accouplé à la boîte. Boîte de transfert à 2 étages avec blocage de différentiel.
Essieux	Construction soudée en acier haute résistance à grains fins pour l'ensemble des 5 essieux. Tous les essieux sont directeurs. Essieux 2, 4 et 5 planétaires avec blocage du différentiel.
Suspension	Suspension hydropneumatique «Niveaumatik» - sur tous les essieux. Chaque essieu peut être bloqué hydrauliquement.
Pneumatiques	10 pneus de taille: 16.00 R 25.
Direction	Direction hydraulique ZF Servocom, à 2 circuits, assistée hydrauliquement, avec pompe auxiliaire entraînée par essieu. Lors de déplacements sur route, les essieux 3, 4 et 5 sont dirigés électrohydrauliquement en fonction de la vitesse, et à partir de 18.6 mph, les essieux 3 et 4 sont fixés en marche rectiligne. A partir d'env. 37.2 mph, l'essieu 5 est fixé en marche rectiligne. Direction conforme aux directives européennes 70/311 CE.
Freins	Freins de service: servofrein à air comprimé, tous les essieux sont munis de freins à disque, à 2 circuits. Frein à main: ressort accumulé agissant sur les roues des essieux 2 à 5. Freins continus: frein moteur par clapet sur échappement avec système de ralentissement Liebherr ZBS. Ralentisseur hydrodynamique accouplé à la boîte de vitesses. Freins conformes aux directives européennes 71/320 CE.
Cabine du conducteur	Cabine spacieuse en tôle d'acier traitement anti-corrosion par bain de cataphorèse, avec suspension élastique et amortisseurs hydrauliques, revêtement intérieur avec isolation phonique et thermique selon les directives européennes, glaces de sécurité, appareils de commande et de contrôle, équipement confortable.
Installation électrique	Technique moderne de transmission de données par BUS de données, courant continu 24 Volts, 2 batteries de 170 Ah chacune, éclairage conforme au code de la route.

Partie tournante

Cadre	Construction soudée résistante à la torsion et optimisée en poids réalisée par Liebherr en acier de construction à grain fin très rigide. Couronne d'orientation à rouleaux à 3 rangées permettant une rotation illimitée sert de pièce de liaison avec le châssis de la grue.
--------------	--

Moteur	Moteur diesel Liebherr, 4 cylindres, de type D934S A6, à refroidissement par eau, de 145 kW (197 ch) à 1800 rpm, couple max. 678 lbs-ft à 1100 rpm – 1500 rpm. Emissions des gaz d'échappement conformes aux directives 97/68/EG partie 3 et EPA/CARB Tier 3. Capacité du réservoir à carburant: 66 gallons.
Entraînement de la grue	Diesel hydraulique avec 2 pompes à débit variable à pistons axiaux, servocommande et régulation de la puissance, 1 double pompe à engrenages, circuits hydrauliques ouverts et régulés. Entraînement hydraulique compact, accouplé directement au moteur Diesel, mécanisme d'entraînement total fermé pour une bonne insonorisation.
Commande	Direction électrique "Load Sensing", 4 mouvements de travail dirigeable simultanément, deux leviers de commande à 4 positions et à autocentrage.
Mécanisme de levage	Moteur à cylindrée constante et à pistons axiaux. Treuil de marque Liebherr équipé d'un engrenage planétaire et d'un frein d'arrêt commandé par ressort.
Mécanisme de relevage	1 vérin différentiel avec clapet de frein commandé.
Dispositif de rotation	Moteur à cylindrée constante à pistons axiaux, réducteur planétaire, frein d'arrêt commandé par ressort. Commutation en série du mécanisme d'orientation: ouvert et en orientation freinée automatiquement.
Cabine du grutier	Construction en tôle d'acier entièrement zinguée avec peinture par poudrage et cuisson au four, avec glaces de sécurité, appareils de commande et de contrôle, équipement confortable. Cabine inclinable vers l'arrière.
Dispositif de sécurité	Contrôleur de charge, «LICCON», système test, limitation de la course pour le levage, soupape de sûreté contre la rupture de tubes et de tuyaux.
Flèche télescopique	Flèche télescopique en acier à haute résistance à grains fins, à profil ovale, 1 élément de base et 5 éléments télescopiques. Tous les éléments télescopiques indépendamment les uns des autres. Système de télescopage séquentiel rapide, «Telematik». Longueur de flèche: 42 ft – 197 ft.
Contrepoids	Plaque de base 64600 lbs.
Installation électrique	Technique moderne de transmission de données. Courant continu 24 Volts, 2 batteries de 170 Ah chacune.

Équipement supplémentaire

Fléchette pliante	Longueur: 35 ft – 62 ft, montable sous un angle de 0°, 20° ou 40°. Vérin hydraulique pour le relevage de la fléchette pliante de 0° à 40° (en option).
Rallonge flèche télescopique	Élément en treillis de 23 ft – 46 ft, de cette manière point d'articulation plus haute pour la flèche pliante.
2ème mécanisme de levage	Pour l'utilisation du deuxième crochet, ou bien pour une utilisation avec fléchette pliante lorsque le câble de levage principal rest mouflé.
Pneumatiques	10 pneus. Taille: 20.5 R 25.
Entraînement 10 x 8	Essieu 1 est entraîné additionnellement.
Contrepoids additionnel	28000 lbs pour un contrepoids total de 92600 lbs.

Autres équipements supplémentaires sur demande.

Remarks referring to load charts

1. The tabulated lifting capacities do not exceed 85% of the tipping load.
2. The crane's structural steelwork is in accordance with DIN 15018, part 3. Design and construction of the crane comply with DIN 15018, part 2, and with F. E. M. regulations.
3. The 85% overturning limit values take into account wind force 5 = wind speed 20 mph.
4. Lifting capacities are given in kips.
5. The weight of the hook blocks and hooks must be deducted from the lifting capacities.
6. Working radii are measured from the slewing centreline.
7. The lifting capacities given for the telescopic boom only apply if the folding jib is taken off.
8. Lifting capacities above 183000 lbs / 242500 lbs only with additional pulley block/special equipment.

Remarques relatives aux tableaux des charges

1. Les forces de levage indiquées ne dépassent pas 85% de la charge de basculement.
2. La norme DIN 15018, 3ème partie est appliquée pour les charpentes. La construction de la grue est réalisée conformément à la norme DIN 15018, 2ème partie, et aux règles de la F. E. M.
3. A 85% de la charge de basculement, il a été tenu compte d'un vent de force 5 = vitesse de vent 20 mph.
4. Les forces de levage sont données en kips.
5. Les poids des moufles et crochets doit être soustrait des charges indiquées.
6. Les portées sont calculées à partir de l'axe de rotation.
7. Les forces indiquées pour la flèche télescopique s'entendent fléchette dépliée.
8. Forces de levage plus de 183000 lbs / 242500 lbs seulement avec moufle additionnel/équipement supplémentaire.