

emaxe de voie. 5000

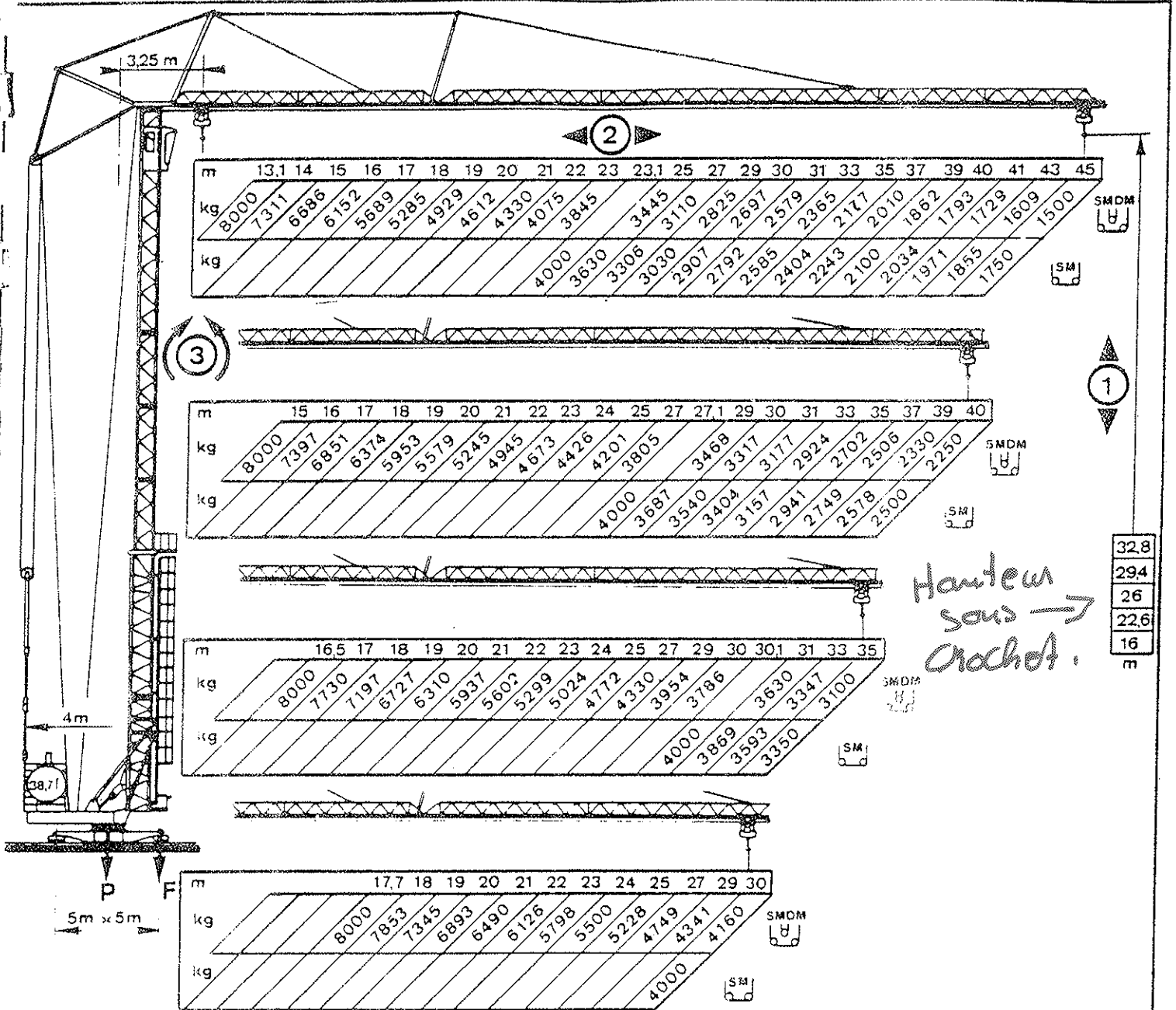


BPR

GTA 90

DIN 15018

GTA 90 C



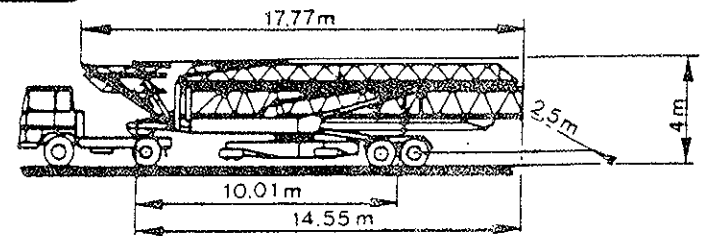
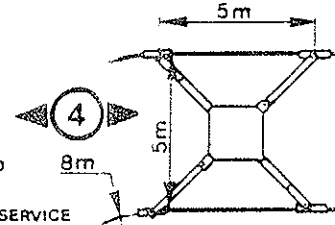
Hauteur sous crochets.

32.8
29.4
26
22.6
16
m

29200kg
SANS LEST SANS TRAIN
OHNE BALLAST OHNE TRANSPORTACHSE
WITHOUT BALLAST WITHOUT TOWING AXLE
SIN LASTRE SIN TREN

F. 38400daN EN SERVICE IN SERVICE IN BETRIEB EN SERVICIO

F. 30000daN HORS SERVICE OUT OF SERVICE AUSSER BETRIEB FUERA DE SERVICIO



50Hz	60Hz	m/mn	kg	kW	m/mn	kg	kW	Direction	Capacity	Power
↕	↕	2.7	8000	4	5.4	4000	4	↔	15_30_45 m/mn	48kW
		3.2	4000	4	6.4	4000	48	↔	18_36_54 m/mn	5.7kW
↕	↕	15	8000	24	30	4000	24	↻	0.07_0.32_0.75 tr/mn	6 kW
		18	4000	29	38	4000	29	↻	25 m/mn	2x3kW
↕	↕	30	4000	24	60	2000	24	↔	30m/mn	2x38 kW
		36	2000	29	72	2000	29	↔	380V_ 50Hz = 50 KVA	